

# POSSE



# ALUMMINI

# REPORT

# THE NEXT



# GENERATION

# OF LEADERS



# CONCEPT

Posse started in 1989 because of one student who said,

**“I never would’ve dropped out of college if I’d had my posse with me.”**

The Posse Foundation identifies public high school students with extraordinary academic and leadership potential who may be overlooked by traditional college selection processes. The Foundation extends to these students the opportunity to pursue personal and academic excellence by placing them in supportive, multicultural teams—Posses—of 10 students. The Foundation’s partner colleges and universities (see page 44) award Posse Scholars full-tuition leadership scholarships.

# MISSION

The Posse model works for both students and college campuses and is rooted in the belief that a small, diverse group of talented students—a Posse—carefully selected and trained, can serve as a catalyst for increased individual and community development. As the United States becomes an increasingly multicultural society, Posse believes that the leaders of the 21st century should reflect the country’s rich demographic mix. The key to a promising future for our nation rests on the ability of strong leaders from diverse backgrounds to develop consensus solutions to complex social problems. Posse’s primary aim is to train these leaders of tomorrow.

# PROGRAM COMPONENTS

## The Dynamic Assessment Process

Posse’s Dynamic Assessment Process (DAP) is a unique evaluation method that identifies young leaders with great potential. Running from September through December each year, DAP finds students who might be missed by the traditional admissions criteria at highly selective schools but who can excel on campus. DAP uses nontraditional forums to evaluate potential, offering nominated students an opportunity to demonstrate their intrinsic leadership ability, their skill at working in a team setting, and their motivation and drive to succeed. DAP has proven to be an extremely effective tool. Using the three-part process, which includes group and individual interviews, Posse staff and partner college administrators ultimately select a diverse group of 10 students—a Posse—for each institution.

## Pre-Collegiate Training

Posse’s Pre-Collegiate Training (PCT) helps Scholars develop as leaders before they matriculate at college. From January to August of their senior year in high school, newly selected Scholars meet weekly with Posse peers and staff for two-hour workshops that address four areas:

- Academic excellence
- Team building and group support
- Cross-cultural communication
- Leadership and becoming an active agent of change

## Campus Program

The four-year Campus Program works to ensure the retention of Posse Scholars and to increase the impact of the program on campus. Posse staff visit each school four times annually for meetings with Scholars, campus liaisons and mentors. During a Posse’s first two years on campus, Scholars meet with their mentor weekly as a group and individually every two weeks. Posse also facilitates a weekend-long PossePlus Retreat for each of its partner schools in the spring. Attended by members of the student body, faculty and administration, PossePlus Retreats explore an important social issue identified by Scholars.

## Career Program

The Career Program connects Posse Scholars and alumni to highly coveted professional development opportunities. By partnering with industry-leading companies and organizations, establishing affiliations with first-tier graduate schools, and offering world-class career coaching through the PosseNext Fellows Program, the Career Program gives Scholars tools to secure competitive internships and leadership-track jobs in a wide range of fields. The Career Program has five components:

- Internships
- Career Development Workshops
- Career Coaching
- Graduate + Fellowship Programs
- The Alumni Network



# CONTENTS

|  |           |
|--|-----------|
| <b>INTRODUCTION</b>                          | <b>8</b>  |
| <b>ALUMNI CENSUS</b>                         | <b>10</b> |
| <b>ALUMNI PROFILE</b>                        | <b>10</b> |
| AGE + SEX                                    | 11        |
| RACE + ETHNICITY                             | 12        |
| FAMILY BACKGROUND                            | 15        |
| STANDARDIZED TEST SCORES                     | 16        |
| HIGH SCHOOL EXPERIENCE                       | 16        |
| <b>UNDERGRADUATE EXPERIENCE</b>              | <b>18</b> |
| LEADERSHIP                                   | 19        |
| HONORS + AWARDS                              | 20        |
| PERSISTENCE + RETENTION                      | 23        |
| GRADUATE SCHOOL + FELLOWSHIPS                | 24        |
| <b>ALUMNI IN THE WORKFORCE</b>               | <b>28</b> |
| EMPLOYMENT RATE + FIELDS                     | 28        |
| PROFESSIONAL ADVANCEMENT + ECONOMIC MOBILITY | 30        |
| INCLUSIVE LEADERSHIP                         | 32        |
| CAREER SATISFACTION                          | 34        |
| <b>SPOTLIGHT STEM</b>                        | <b>36</b> |
| <b>POSSE'S IMPACT</b>                        | <b>38</b> |
| COMMUNITY                                    | 38        |
| LASTING CONNECTIONS                          | 40        |
| LIFE SATISFACTION                            | 41        |
| <b>CONCLUSION</b>                            | <b>43</b> |
| <b>ENDNOTES</b>                              | <b>48</b> |



New York City, 1980s

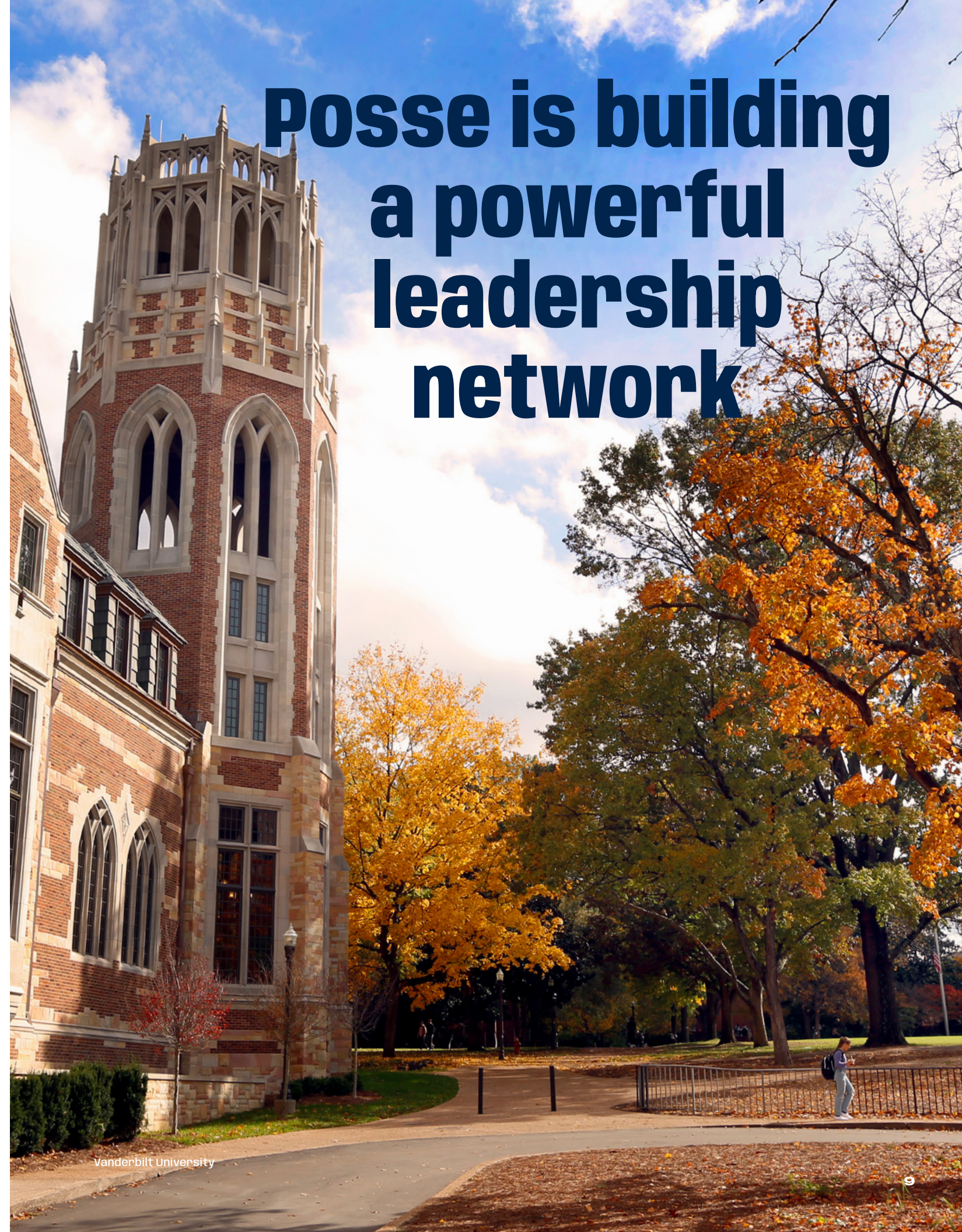
# INTRODUCTION

Thirty-seven years ago, The Posse Foundation launched a groundbreaking initiative to build a diverse network of leaders across the United States. Starting with five students from New York and one partner institution—Vanderbilt University—Posse set out to identify, recruit, and train public high school students with extraordinary leadership potential. These young people would hail from the country's largest cities and attend highly selective colleges in teams of 10, or Posse. As alumni, they would enter the workplace well positioned to become leaders in their fields.

Today, The Posse Foundation is fulfilling its goal. More than 9,000 Posse alumni are leading in the workplace and over 3,500 Posse Scholars are currently enrolled on campuses across the country. Posse Scholars have collectively won more than \$2.65 billion in full-tuition scholarships from Posse's 60-plus partner colleges.

By connecting dynamic young leaders from urban backgrounds to educational and professional opportunities that match their potential, Posse is building a unique leadership pipeline—one that better represents the voices of all Americans.

This report provides a description of the Posse alumni network. The pages that follow highlight the many ways Posse alumni are raising their voices, leading inclusively, and having a positive impact on their families, in the workplace, and in society at large.



# Posse is building a powerful leadership network

Vanderbilt University

# ALUMNI CENSUS

In 2024, The Posse Foundation conducted an online census of its then 8,665 alumni from 10 origin cities: Atlanta, Bay Area, Boston, Chicago, D.C., Houston, Los Angeles, Miami, New Orleans, New York—and from throughout the United States via the Posse Veterans and Virtual programs<sup>1</sup>. The census remained open for approximately 12 months and yielded a 51 percent participation rate.

Demographically, alumni who participated in the 2024 census constitute a representative sample. For the most part, group characteristics for census completers are within two percentage points of Posse's overall alumni population. Unless otherwise noted, results throughout this report are from Posse alumni who participated in the 2024 census.

# ALUMNI PROFILE

The Posse Foundation believes that the leaders of the 21st century should reflect the country's rich demographic mix. To that end, Posse works to expand the pool from which elite colleges recruit students by identifying promising young leaders from the largest public high school systems in the nation. While Posse Scholars resemble typical college students at highly selective schools in terms of sex and age, they differ greatly along several other dimensions, including race & ethnicity, socioeconomic status, family background, standardized test performance, and high school experience.

# AGE + SEX

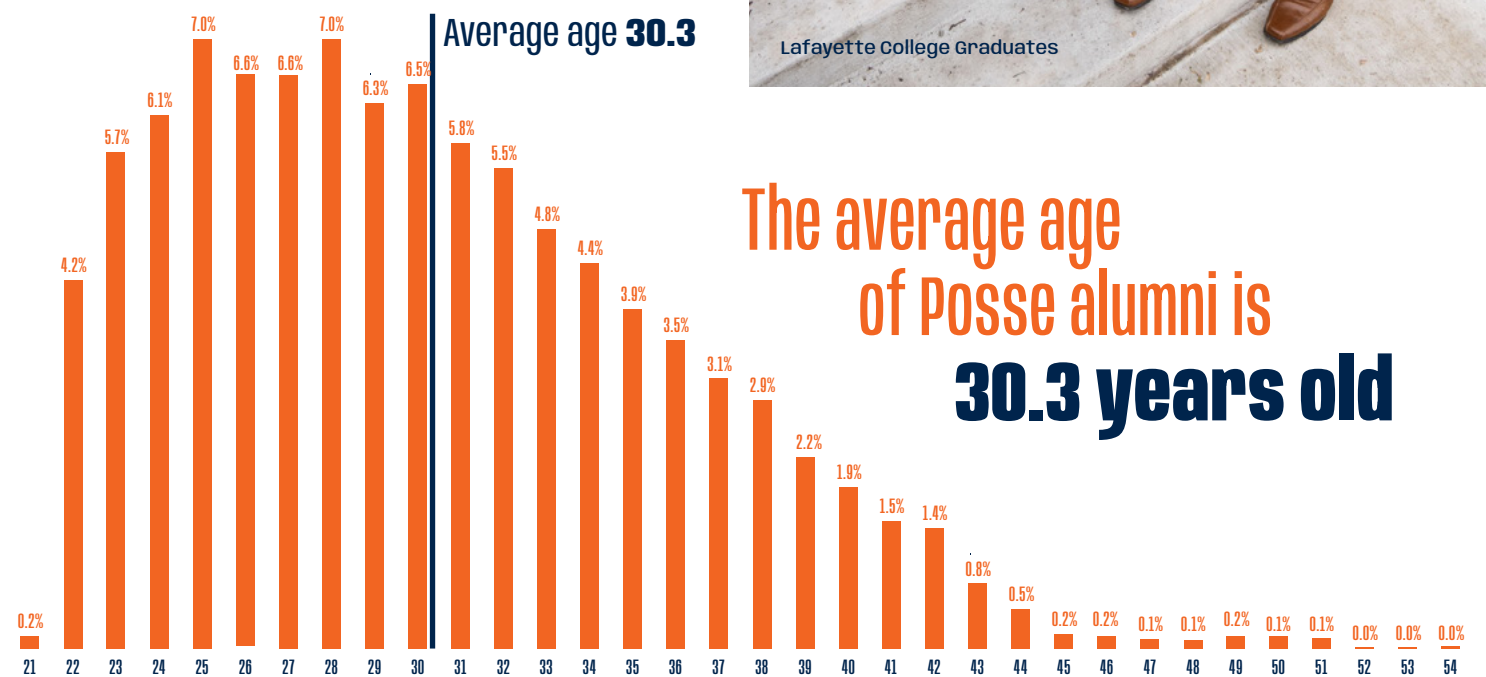
Like typical graduates of selective four-year institutions, most Posse alumni started college at the age of 18. Members of the first Posse cohort—which matriculated at Vanderbilt University in 1989—are in their mid-50s and represent the oldest class of alumni. The average Posse graduate, however, is just 30.3 years old and has been out of college 8.2 years (CHART 1).

While the number of participating colleges and students grew exponentially from 1999 to the present, resulting in thousands of alumni, the program grew more modestly in its first decade. As a consequence, Posse alumni are, on average, relatively young in their careers.

In 2012, Posse launched the Veterans Program at Vassar College to support post-9/11 U.S. veterans interested in pursuing bachelor's degrees at top colleges. Many of the veterans recruited for this program have held meaningful jobs and earned college credits before matriculating at their Posse partner college. As a result, they tend to be older; the average age of Posse Veterans alumni is 34.5.

Posse alumni skew female, which accords with current U.S. college student demographics.<sup>3</sup> Posse partners have included five women's colleges—Agnes Scott, Bryn Mawr, Mount Holyoke, Smith and Wellesley. Consequently the annual scholar recruitment pools for these institutions comprise solely female and women-identifying students.

## CHART 1 POSSE ALUMNI BY AGE



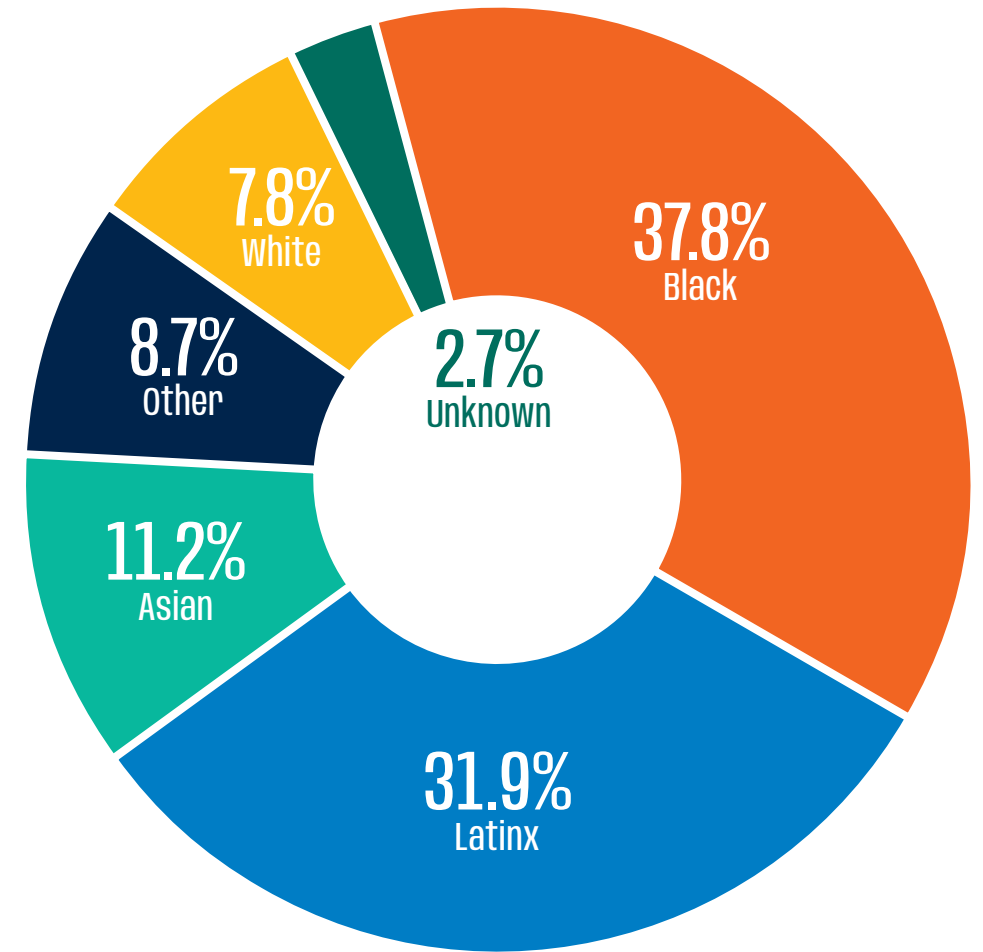
The average age of Posse alumni is **30.3 years old**



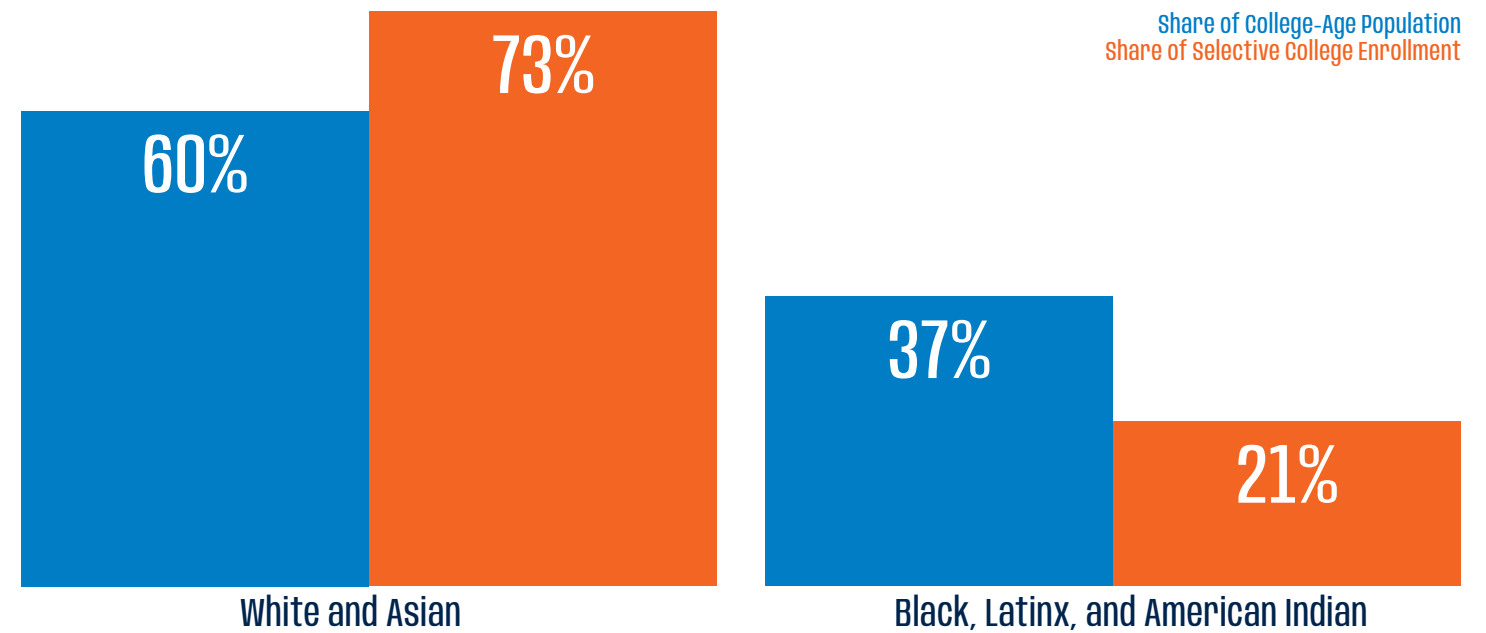


California Institute of the Arts Posse Scholars

**CHART 2**  
POSSE ALUMNI BY RACE



**CHART 3**  
U.S. SHARE OF COLLEGE-AGE POPULATION AND SELECTIVE COLLEGE ENROLLMENT BY RACE, 2019



Source: Georgetown University Center on Education and the Workforce, Progress Interrupted: Evaluating a Decade of Demographic Change at Selective and Open-Access Institutions Prior to the End of Race-Conscious Affirmative Action.

# RACE + ETHNICITY

The majority of Posse alumni belong to an underrepresented racial minority group<sup>4</sup> (CHART 2). In contrast, most alumni of Posse's partner colleges, and of highly selective schools more generally, are white (CHART 3). According to a 2018 report from Georgetown University, student enrollment at the 468 best-funded and most-selective four-year U.S. institutions is 77 percent white. In addition, Black and Latinx students attend open-access public colleges in disproportionate numbers to their white peers.<sup>5</sup>

The U.S. population has continued to diversify. Non-Hispanic whites made up 61.3 percent of the population in 2016 and 58.9 percent in 2022. By 2050, the U.S. Census Bureau projects that the United States will become

"minority white."<sup>6</sup> This trend, however, is not reflected in leadership positions in the workplace.<sup>7</sup>

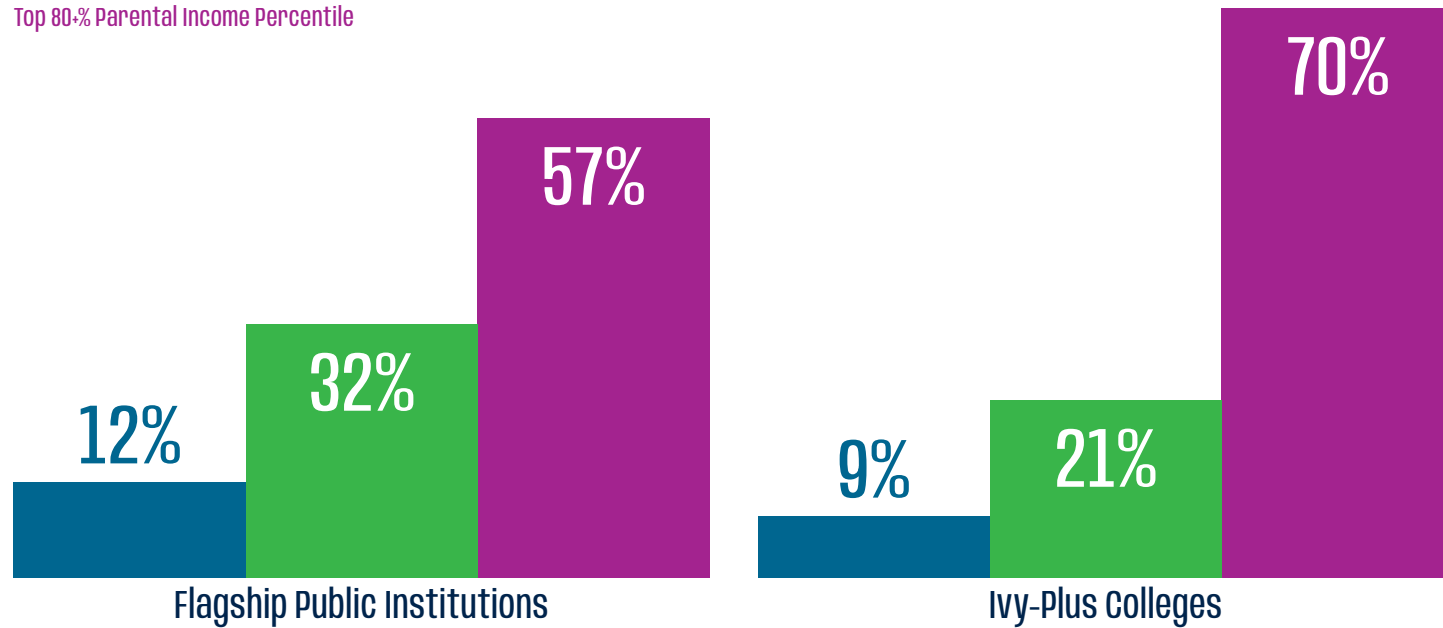
Eliminating this troubling disparity will require increasing the representation of minority groups at elite schools, as graduates of these institutions often are better positioned to secure top internships, graduate degrees, and, ultimately, leadership-track jobs.<sup>8</sup>

Despite some gains in recent years, Black, Latinx, and American Indian/Alaskan Native students remain underrepresented at selective institutions compared to their shares of the college-age population, while white and Asian students remain overrepresented.<sup>9</sup>

## A majority of Posse alumni belong to underrepresented racial groups

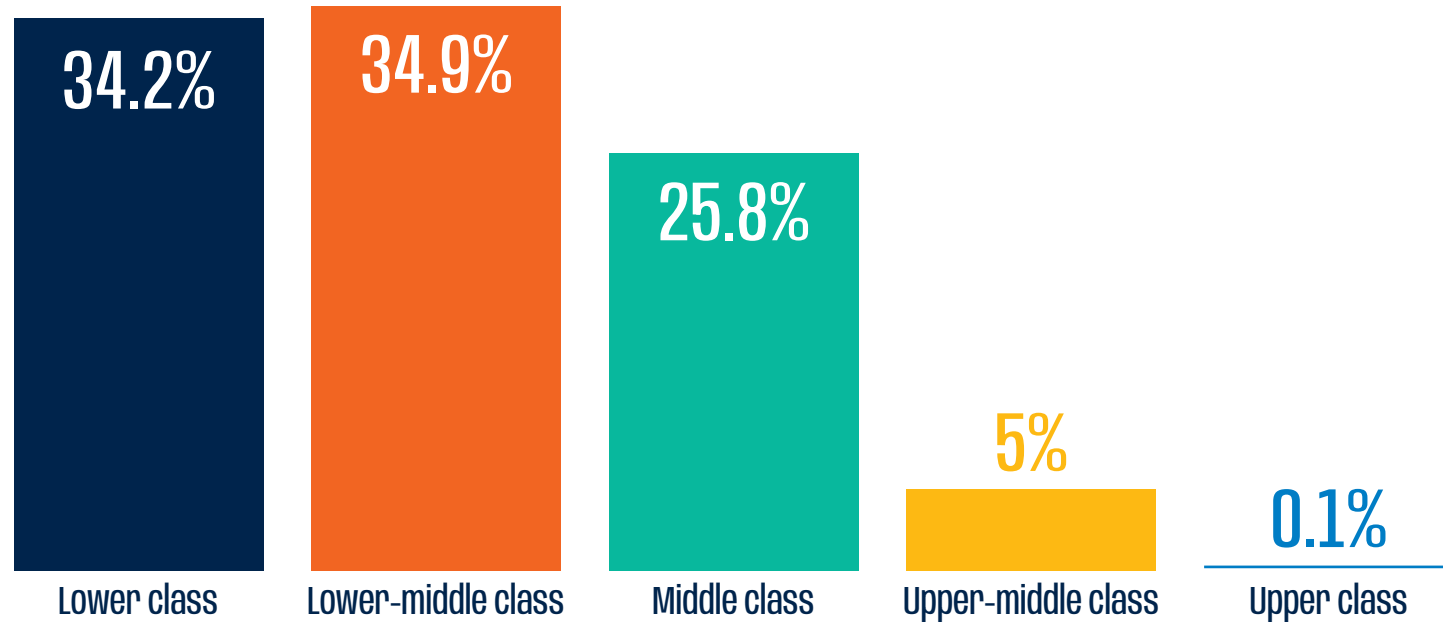
## CHART 4 U.S. COLLEGE ENROLLMENT BY INSTITUTION TYPE AND STUDENT SOCIOECONOMIC STATUS (SES)

Bottom 40% Parental Income Percentile  
Middle 40%-80% Parental Income Percentile  
Top 80% Parental Income Percentile



Source: Chetty, R., Deming, D.J., and Friedman, J. (2023, July). Diversifying Society's Leaders? The Determinants and Causal Effects of Admission to Highly Selective Private Colleges. National Bureau of Economic Research Working Paper No. 31492.

## CHART 5 POSSE ALUMNI ECONOMIC CLASS GROWING UP



**Almost 70%**  
grew up lower-class or lower-middle-class



Lewis & Clark College Alum Henry Ruano with his parents

## FAMILY BACKGROUND

While estimates vary—in part due to inconsistent definitions of “first-generation student”—studies suggest that between one-third and half of undergraduates have parents who did not obtain a bachelor’s degree.<sup>10</sup> In the United States, first-generation students who do attend college are more likely to attend a 2-year college and to attend a less-selective institution compared to their peers whose parents earned at least a bachelor’s degree.<sup>11</sup>

In contrast, 54.5 percent of Posse alumni are first-generation four-year college graduates. Moreover, 25.1 percent of these alumni have parents who neither graduated from high school nor earned a GED.

Household incomes are significantly lower for parents of first-generation students compared to undergraduates whose parents earned a college degree. In 2020, median income for the parents of first-generation students was \$62,000 lower than for the parents of continuing-generation students (\$41,000/year versus \$103,000/year)—a gap that grew by \$13,000 from 2016.<sup>12</sup>

Despite an increase in the share of lower-income students in the overall college-going population, these students are represented at elite institutions of higher education at disproportionately low rates.<sup>13</sup> Students with parents from the bottom 20 percent of the income distribution make up less than 5 percent of the student bodies at Ivy-plus private institutions<sup>14</sup>

Seventy percent of students enrolled at the country’s top colleges come from families with incomes in the top 80th percentile (CHART 4). In comparison, a majority—69.1 percent—of Posse alumni grew up in lower-class or lower-middle-class households (CHART 5).

Additionally, upon matriculation nearly 58.1 percent of Posse alumni were eligible for Pell Grant funding, which is typically awarded to undergraduate students who display exceptional financial need. More than three-quarters qualified for full tuition or more financial aid based on their family’s FAFSA.

**54.5%** of Posse alumni are first-generation college graduates

# STANDARDIZED TEST SCORES

The ongoing debate over the value of standardized tests—specifically the SAT and ACT—has led to efforts to limit their influence in admissions. While a handful of highly selective institutions have recently reinstated the standardized test requirement, more than 80% of universities continue to employ test-optional policies.<sup>15</sup> Moreover, virtually all institutions of higher education in the United States today claim to employ a holistic approach to admissions in which test scores are treated as one factor among many.<sup>16</sup>

While holistic measures have been underscored as most valuable, especially in recent years, standardized tests continue to figure prominently in college admissions. Posse's Dynamic Assessment Process (DAP), employs a highly successful tool for evaluating potential that does not rely on

standardized test scores. While most Posse partner schools have median 25th and 75th combined reading and math SAT percentiles of 1270 and 1450 respectively,<sup>17</sup> the median percentiles for Posse alumni are 1050 and 1260, with just 3 percent scoring 1450 or higher.<sup>1</sup>

Their test scores notwithstanding, Posse alumni excelled in their studies, were highly engaged members of their campus communities, and graduated at a rate of approximately 90 percent. Their success illustrates well the limitations of standardized testing as a gauge of student potential as well as the effectiveness of DAP.

<sup>1</sup>Data are for all Posse alumni.

# HIGH SCHOOL EXPERIENCE

The vast majority of Posse alumni attended an urban public high school. Research suggests that students who attend urban public schools are less likely to enroll and persist in college compared to students who attend suburban public schools, and less likely to graduate within six years compared to both suburban and rural public high school attendees.<sup>18</sup>

Urban public schools and school districts with the highest proportions of students of color tend to receive less government funding than their suburban and whiter counterparts. According to a Census Bureau study of fiscal year 2023 expenditures, median per-pupil spending was \$16,181 for districts with schools in cities, compared to \$17,476 for suburban school districts. A study from Education Trust found that on average, school districts that serve the most students of color received substantially less (16%) state and local revenue than districts with the fewest students of color.<sup>19</sup>

Research demonstrates that educational spending improves students' education attainment, increases wages, and reduces incidents of adult poverty—

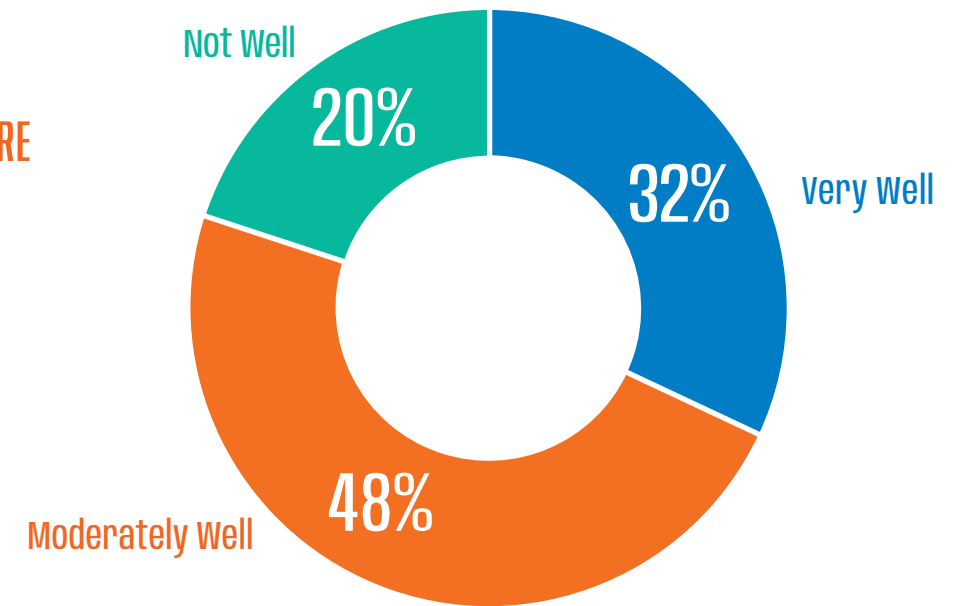
effects that are more pronounced for students from low-income families. Conversely, cutting education funding is associated with lowered test scores and rates of college-going.<sup>20</sup>

Posse partners exclusively with selective four-year institutions of higher education, 85 percent of which are private. Only 32% percent of surveyed alumni believe that their high school prepared them "very well" for the rigors of college (CHART 6). Moreover, Posse alumni reported that their high school friends were much less likely to attend a private four-year institution. More than 15 percent of their friends either did not attend college or went to community or two-year colleges (CHART 7).

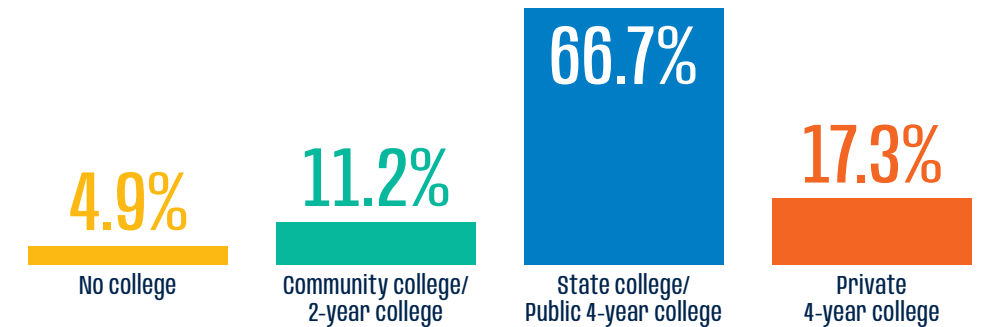
Approximately 63 percent of Posse alumni also reported attending higher-ranked colleges than most of their high school friends. While nearly all alumni said they would have applied to a four-year college even without Posse, 73.5 percent indicated they would not have applied to the institutions where they matriculated were it not for the program (CHART 8).

**73%** of alumni would not have applied to their alma mater without Posse

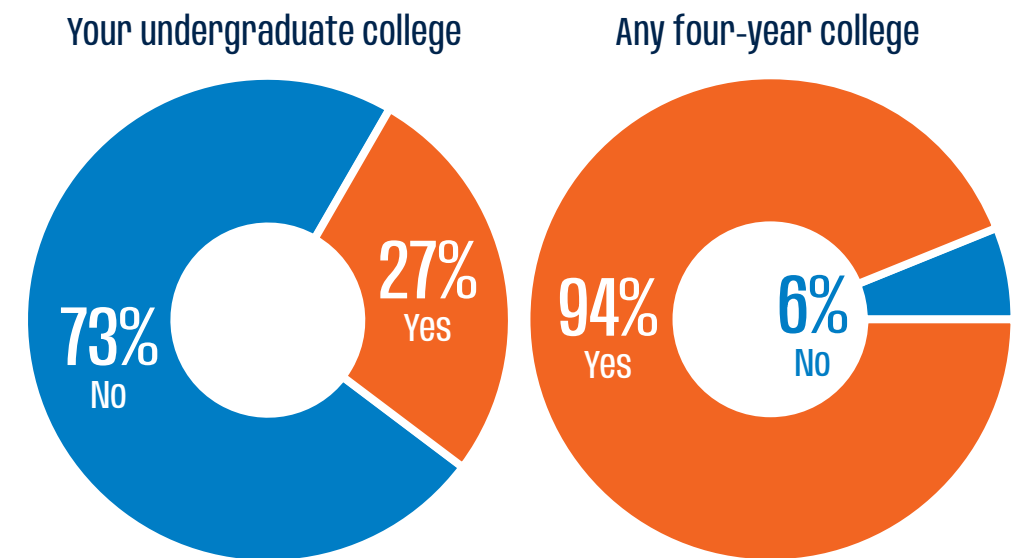
**CHART 6**  
HOW WELL DID YOUR HIGH SCHOOL PREPARE YOU FOR COLLEGE?



**CHART 7**  
WHERE DID MOST OF YOUR FRIENDS FROM HIGH SCHOOL GO TO COLLEGE?



**CHART 8**  
WOULD YOU HAVE APPLIED TO YOUR UNDERGRADUATE COLLEGE OR ANY FOUR-YEAR COLLEGE WITHOUT POSSE?





Carleton College

# UNDERGRADUATE EXPERIENCE

Before matriculating on campus, Scholars participate in an intensive pre-collegiate training program focused on academic excellence, cross-cultural communication, team building and dynamic leadership. On campus, Scholars benefit from programming designed to support their persistence and graduation. This includes regular campus visits by Posse staff, meetings with a faculty mentor, annual retreats, and a variety of career-oriented supports.



Grinnell College Alum and Illinois State Senator Graciela Guzman

# LEADERSHIP

Scholars arrive on campus ready to lead. Nearly 85 percent of Posse alumni held a formal leadership role on campus (**CHART 9**). Just over 6 percent were presidents of the student body government, and 53.8 percent founded or were presidents of other student organizations.

Alumni also led in informal ways: tutoring classmates, volunteering on and off campus, and engaging in extracurricular studies within their academic departments. They participated in amazing summer internship opportunities, including the Jeff Ubben Posse Fellows Program, which pairs Scholars with presidents, CEOs, and luminaries in their field.

Each year they were enrolled in college, Posse alumni both led and participated in PossePlus Retreats (PPRs), three-day convenings of more than 100 members of the campus community. PPRs offer a unique opportunity to explore an important topic related to sociopolitical issues. Since 2008, Posse has facilitated 836 retreats with more than 69,000 participants.

## CHART 9 LEADERSHIP ON CAMPUS

**President** of student body, student government, or class **6.2%**

**Founder** of any college club(s)/organization(s) **27.2%**

**President** of college club(s)/organization(s) **46.5%**

**Officer** of any college club(s)/organization(s) **80.4%**

**Held any leadership role** **84.6%**

**Nearly 85%** held a formal leadership role on campus



New Posse Scholar at Awards Ceremony

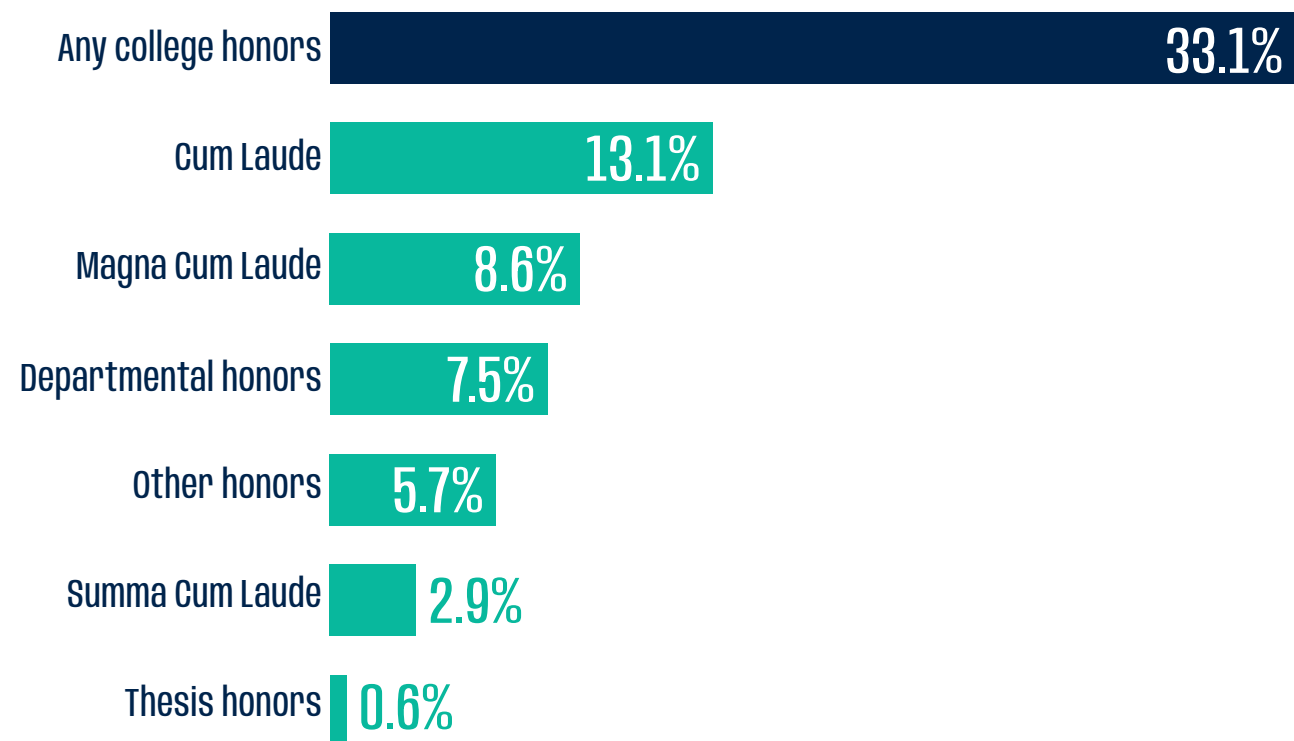
# HONORS + AWARDS†

Posse alumni excelled academically at their alma maters. The average final college GPA of Posse alumni was 3.24, and 33 percent graduated with honors, including Latin, departmental, and thesis honors (CHART 10). Approximately 47 percent of Posse alumni were on their school's Dean's List at some point during college.

Additionally, many exceeded their schools' baseline degree expectations, with nearly a quarter completing more than one college major and 40.2 percent completing at least one minor.† Alumni pursued a wide range of major fields of study (CHART 11). More than 40 percent of Posse alumni took advantage of international opportunities for scholarship, available only to students in good academic standing. These alumni studied abroad in more than 100 different countries (CHART 12). Due to their academic success, many Posse alumni also belong to competitive honor societies and have received numerous scholarships and fellowships for undergraduate and graduate study opportunities (see spotlight on page 24).

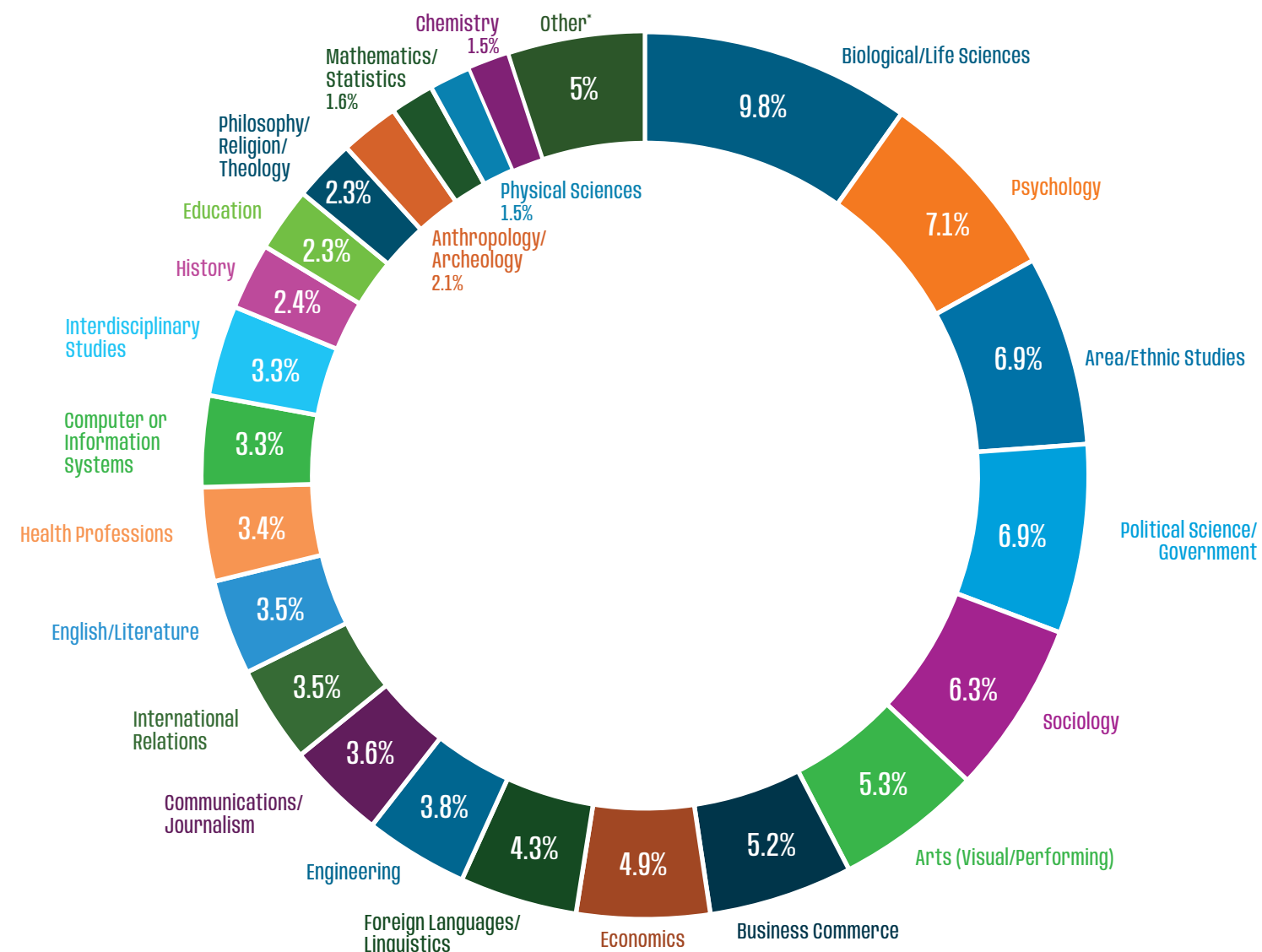
## 33% of alumni graduated with honors

CHART 10 GRADUATION HONORS



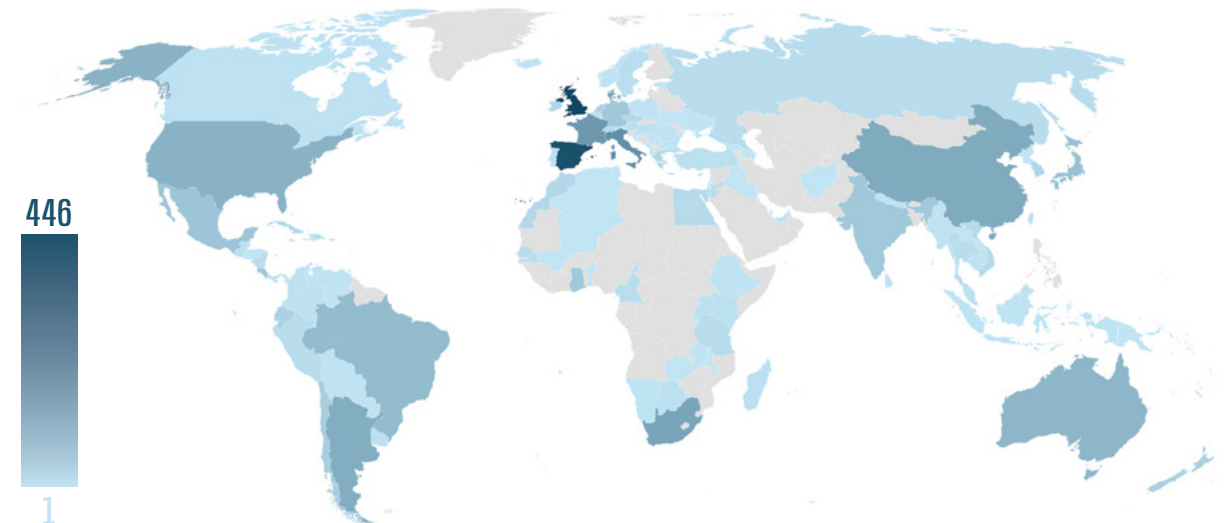
† Data in this section are for all Posse alumni with the relevant data points on file, not just 2024 Census respondents.

CHART 11 UNDERGRADUATE MAJOR FIELDS OF STUDY



\* Human Development/Family Studies 1.0%; Other 0.7%; Architecture/Environmental Design 0.6%; Law 0.6%; Agriculture and Natural Resources 0.6%; Public Affairs 0.3%; Social Work 0.3%; Accounting 0.3%; Advertising 0.2%; Human Resources 0.1%; Nonprofit Management 0.1%; Criminal Justice 0.1%; Library Science <0.1%

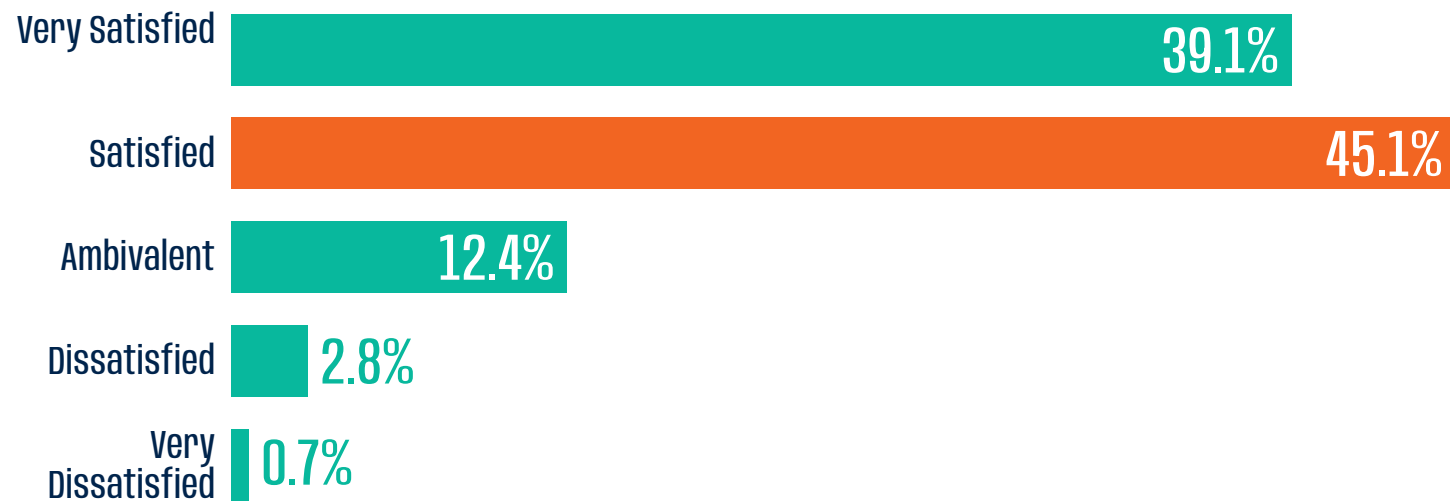
CHART 12 STUDY ABROAD COUNTRIES



**CHART 13**  
HOW WAS POSSE  
IMPORTANT TO YOU  
IN COLLEGE?



**CHART 14** OVERALL, HOW SATISFIED WERE YOU WITH YOUR COLLEGE EXPERIENCE?



Lewis & Clark College Graduates

## PERSISTENCE + RETENTION

Posse alumni as a whole excelled on campus and the overwhelming majority went on to graduate. Despite their success, however, many alumni also experienced significant obstacles. For these graduates, the combination of rigorous academics, new social expectations, and emergent adulthood resulted in considerable stress and anxiety during their time on campus. Nearly a third of Posse alumni at some point considered dropping out. Community support was a key factor in their persistence. Most alumni rated their families, their fellow Posse members, and their Posse mentors as important or very important to keeping them enrolled. Even if they did not actively consider dropping out, alumni credited Posse for helping them persevere through the normal ups and downs of college. A majority of alumni reported that Posse staff and programming were sources of social, emotional and academic support (CHART 13).

The challenges notwithstanding, alumni were overwhelmingly happy with their college experience, with 84.2 percent saying they were satisfied or very satisfied (CHART 14) and 90.5 percent rating the quality of their undergraduate education highly. Alumni also reported that they value the on-campus college experience. When asked if they could get the same degree online or in person, 96.8 percent said they would prefer to be educated in person. Given the rise of online degree programs and the convenience of new technologies, it is notable that these future leaders strongly prefer an on-campus, in-person experience. Finally, Posse alumni boast a graduation rate of approximately 90 percent— more than 20 percentage points higher than the average graduation rate for private nonprofit institutions.<sup>21</sup>

**Posse Scholars graduate at a rate of 90%**



Zaakir Tameez  
Author, *Charles Sumner: Conscience of a Nation*  
University of Virginia Posse Alum  
Graduate, Yale School of Law

# SPOTLIGHT GRADUATE SCHOOL + FELLOWSHIPS

Post-baccalaureate degrees continue to grow in popularity and are important for career advancement. Between 2011-12 and 2021-22, the total number of master's degrees conferred in the U.S. increased by 16 percent, and the number of doctoral degrees increased by 20 percent. Additionally, among full-time workers over the age of 25, earnings for master's and doctoral degree holders are higher than for workers whose highest degree is a bachelor's.<sup>22</sup>

## 54.6% of alumni who graduated at least five years ago have an advanced degree

Posse's Graduate + Fellowship Program works to match Posse Scholars' considerable potential with national fellowships and graduate school programs, which offer scholars and alumni access to influential networks and propel them forward in their careers. As part of these efforts, Posse's Graduate School Affiliates offer Posse Scholars and alumni a limited number of full-tuition scholarships each year. More than 68 percent of alumni are currently attending, planning to attend, or have already completed graduate or professional school.

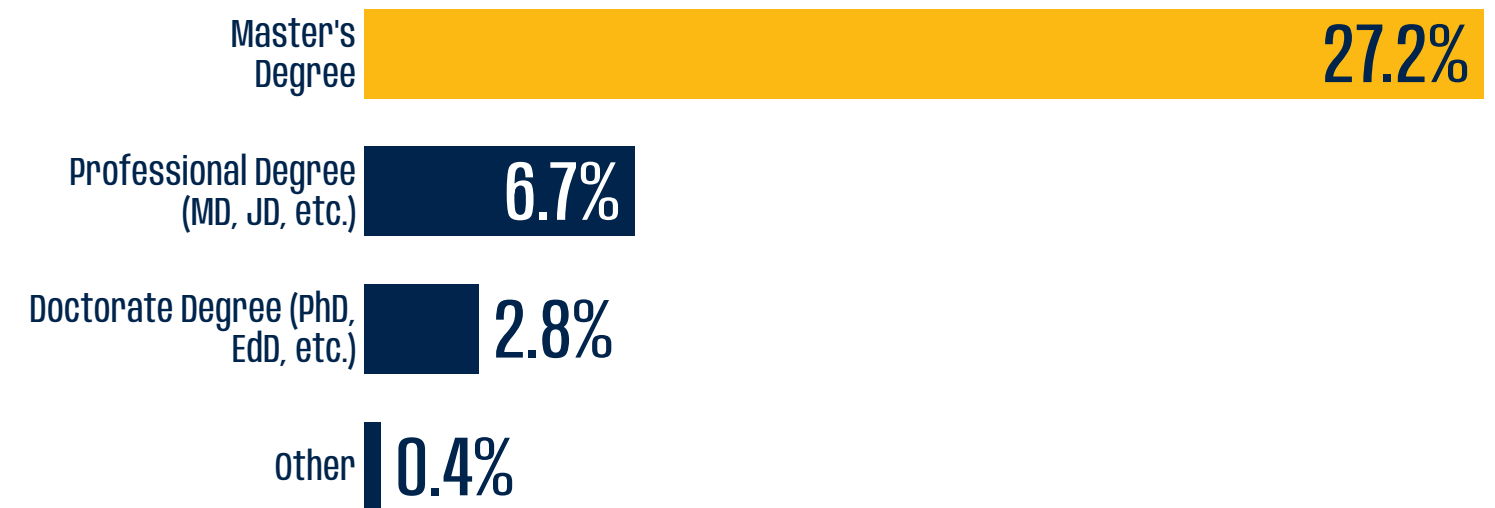
### GRADUATE SCHOOL AFFILIATES

- Duke Fuqua School of Business
- The George Washington University School of Business
- Johns Hopkins University Krieger School of Arts & Sciences
- Northeastern University
- D'Amore-McKim School of Business
- Northwestern University Pritzker School of Law
- Teachers College, Columbia University
- University of Virginia School of Law
- Yale School of the Environment

## SINCE 2001, POSSE SCHOLARS AND ALUMNI HAVE BEEN AWARDED OVER 900 NATIONAL FELLOWSHIPS, INCLUDING:

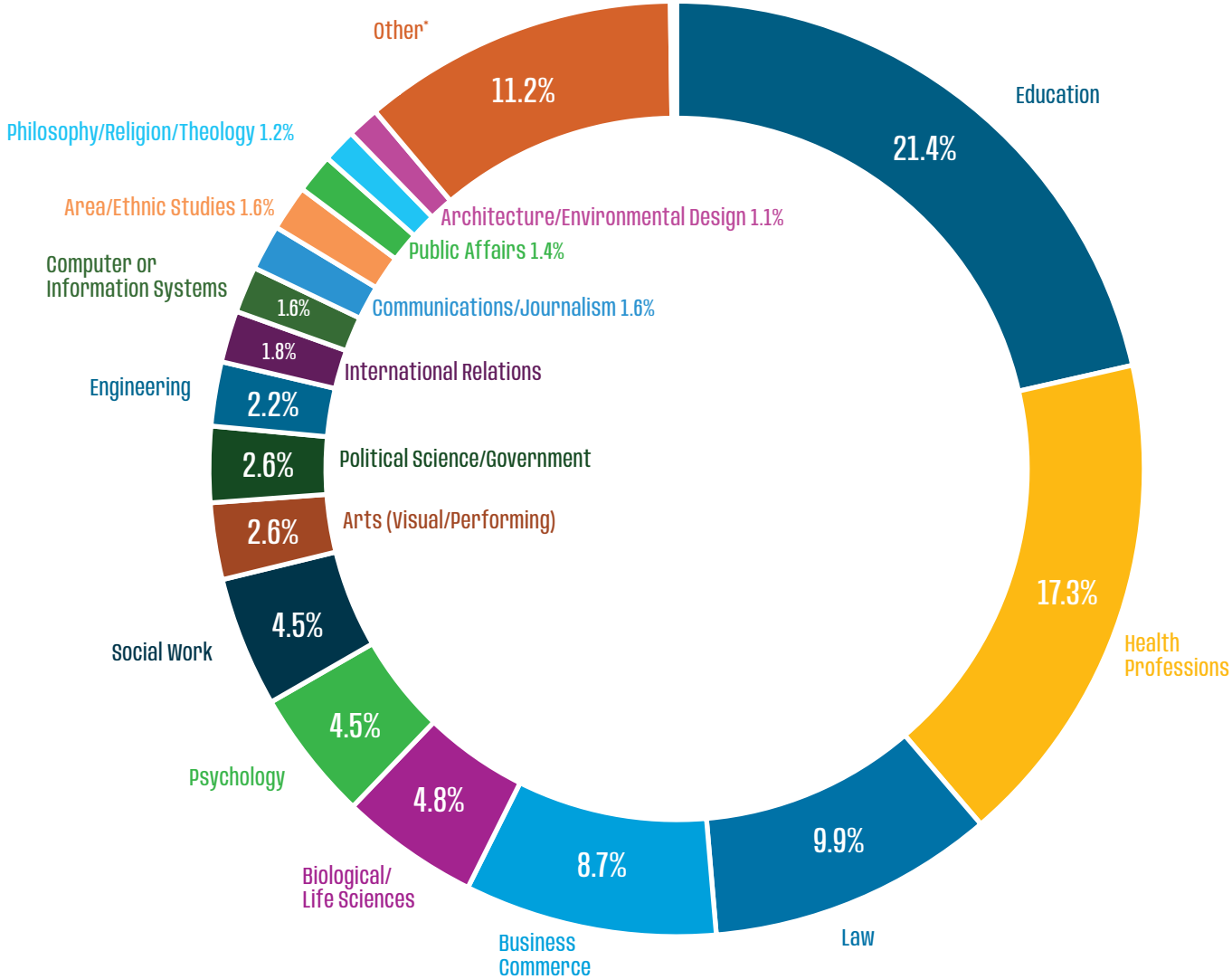
- Amgen Scholars Program
- Beinecke Scholarship Program
- Boren Scholarship
- Centers for Disease Control and Prevention Fellowships
- Clinton Global Initiative
- Critical Language Scholarship
- Davis Projects for Peace Grants
- Ford Foundation Fellowships
- Freeman Asia
- Fulbright US Student Program
- Fulbright UK Summer Institute
- Fulbright US Scholar Program
- Fund For Education Abroad (FEA)
- Gates Cambridge Scholarship
- Gilman International Scholarship Program
- Goldwater Scholarship
- Howard Hughes Medical Institute Fellowship
- Humanity in Action Fellowship Programs
- Institute for Citizens & Scholars Fellowships
- Knight-Hennessy Scholars
- Luce Scholars Program
- Marshall Scholarship
- Marshall-Motley Scholars
- McNair Scholarship
- Mellon Mays Undergraduate Fellowship
- National Health Service Corps Scholarship
- National Institutes of Health Undergraduate Scholarship Program
- National Science Foundation Graduate Research Fellowship
- NYU Shanghai Global Writing and Speaking Fellowship
- Patti Grace Smith Fellowship
- Paul & Daisy Soros Fellowship for New Americans
- Payne Fellowship
- Peace and Justice Transformative Leaders Fellowship
- Peace Corps
- PPIA Junior Summer Institute
- Presidential Leadership Scholarship
- Rangel Fellowships
- Reach The World Travelers
- Samvid Scholars Program
- Schwarzman Scholars Program
- The Coro Fellowship
- Thomas J. Watson Fellowship
- Thomas R. Pickering Foreign Affairs Fellowship
- Tillman Scholar Program
- Truman Scholarship
- Udall Scholarship

### CHART 15 HIGHEST GRADUATE DEGREE OBTAINED



# SPOTLIGHT GRADUATE SCHOOL + FELLOWSHIPS

**CHART 16** GRADUATE DEGREES BY FIELD OF STUDY



\*Sociology 1.0%; Physical Sciences 1.0%; English/Literature 0.9%; Interdisciplinary Studies 0.8%; History 0.8%; Agriculture and Natural Resources 0.7%; Chemistry 0.7%; Nonprofit Management 0.7%; Mathematics/Statistics 0.7%; Other 0.6%; Human Resources 0.6%; Library Science 0.5%; Accounting 0.5%; Human Development/Family Studies 0.4%; Foreign Languages/Linguistics 0.3%; Economics 0.3%; Anthropology/Archeology 0.3%; Criminal Justice 0.2%; Advertising <0.1%; Culinary Arts <0.1%

Derron Wallace  
Associate Professor of Education Policy and  
African Diaspora Studies, Brown University  
Wheaton College Posse Alum  
Ph.D., Cambridge University  
Marshall scholar  
Gates Cambridge Scholar





Connecticut College Alum Joaquin Morales

# ALUMNI IN THE WORKFORCE

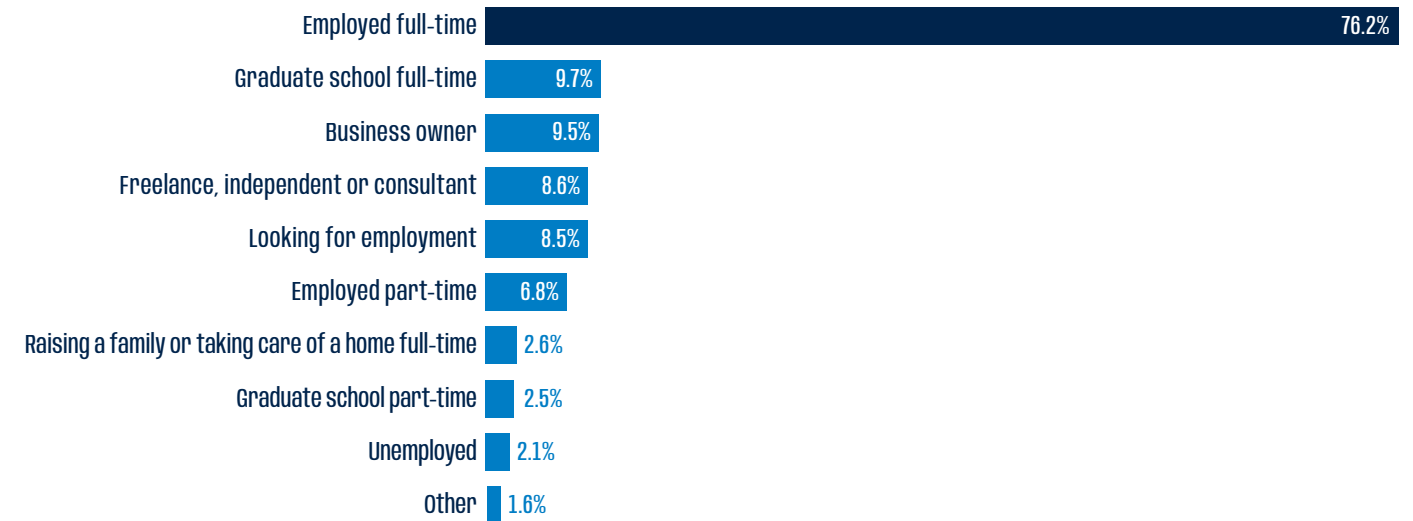
Posse's ultimate goal is to build a powerful network of leaders who represent our country's rich diversity. Through its Career Program, the Foundation supports scholars as they transition from leading on campus to leading in the workforce. The program provides workshops on résumé writing and interviewing, an online jobs portal, one-on-one career coaching, and internship opportunities at more than 250 industry-leading companies and organizations. Due in part to these supports, Posse alumni are ascending to positions of leadership in a wide array of professional fields—from business to the arts, academia to government. Their growing presence in the workplace, at the tables where important decisions are made, is proof positive the program works.

## EMPLOYMENT RATE + FIELDS

Ninety-five percent of Posse alumni are currently employed or attending graduate school; just 2.1 percent are unemployed (CHART 17). More than half of alumni said that Posse helped them find a job or internship, a figure that is likely to increase as the Posse alumni network grows and the organization continues to invest in meaningful career development opportunities. Posse alumni hold a broad range of positions across multiple fields, with many taking on roles in education, nonprofit, and STEM (read about Posse STEM on page 36). The following page contains job industries for alumni who provided information on their current employment. (CHART 18).†

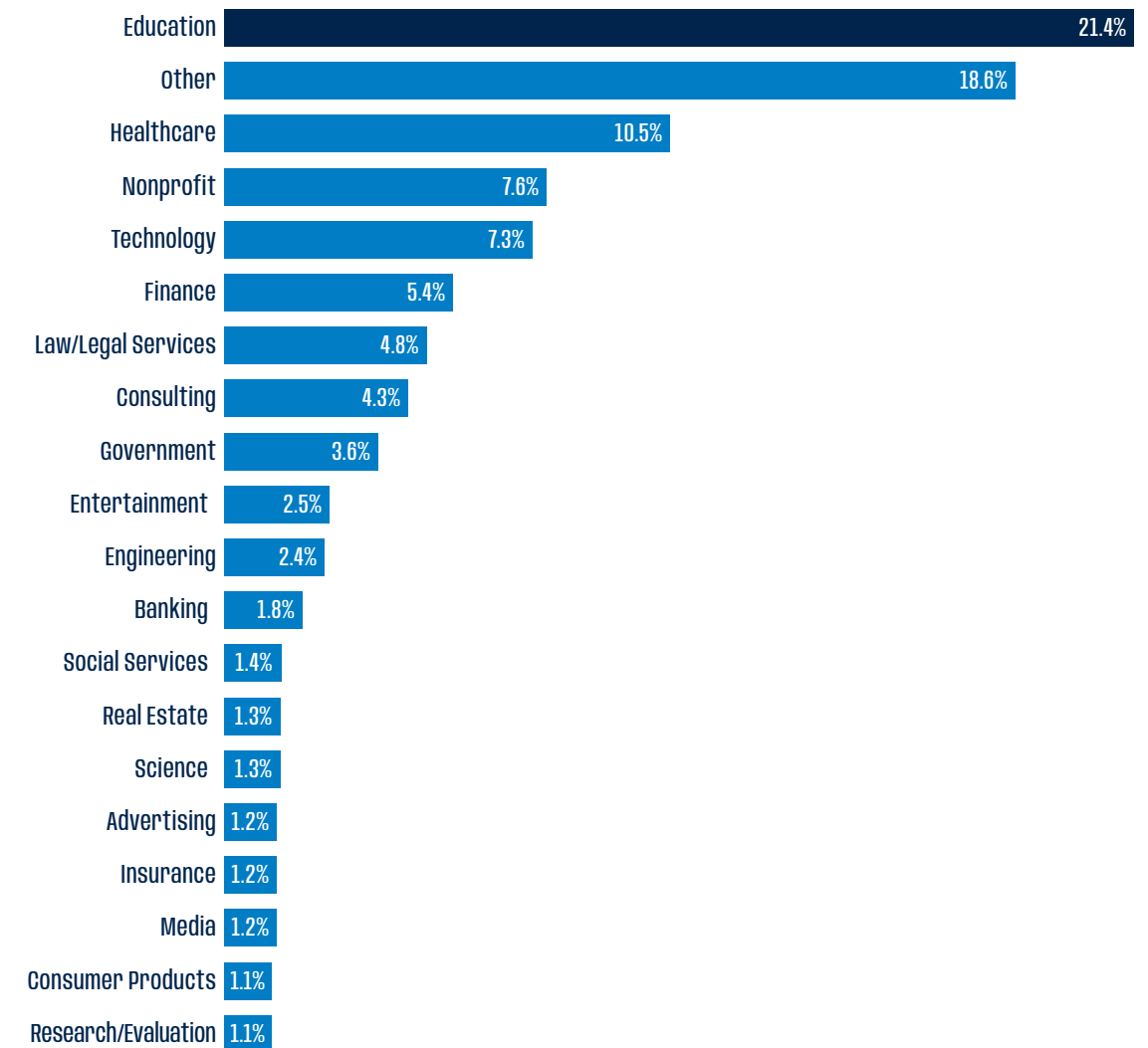
**95%** are currently employed or attending graduate school

### CHART 17 CURRENT PROFESSIONAL STATUS\*



\*Respondents could select multiple responses; denominator is number of alumni who answered this question.

### CHART 18 ALUMNI JOB INDUSTRIES\*



†Industries representing less than 1% of jobs combined into 'Other'

# PROFESSIONAL ADVANCEMENT + ECONOMIC MOBILITY

Posse alumni are steadily advancing in the workplace, reaching more senior positions and enjoying higher earnings as their careers progress (CHARTS 20 and 21).<sup>1</sup> Nearly 10 percent of Posse alumni are in a CEO/president, C-suite, or executive-level role six or more years after graduating from college. Posse alumni also occupy managerial positions at high rates, especially as their careers advance (CHART 21).

In the United States, workers with a bachelor's degree are much less likely to be unemployed and to have higher earnings (approximately 60 percent more, depending on the source) than workers whose education did not progress past high school.<sup>23</sup> In addition, recent research from the National

Center for Education Statistics suggests that earning a bachelor's degree effectively erases the discrepancy between first-generation graduates and their peers in terms of employment status and earnings post-graduation.<sup>24</sup>

Indeed, among Posse alumni who graduated from college more than 10 years ago, 80.8 percent are in a higher economic class now than when they were growing up (CHART 22). Of alumni who experienced upward social mobility, 78.8 percent attribute the change to their undergraduate education.

## Nearly 10% of alumni who graduated at least six years ago are in a CEO/President, C-Suite, or executive-level role

CHART 19 CURRENT JOB LEVEL

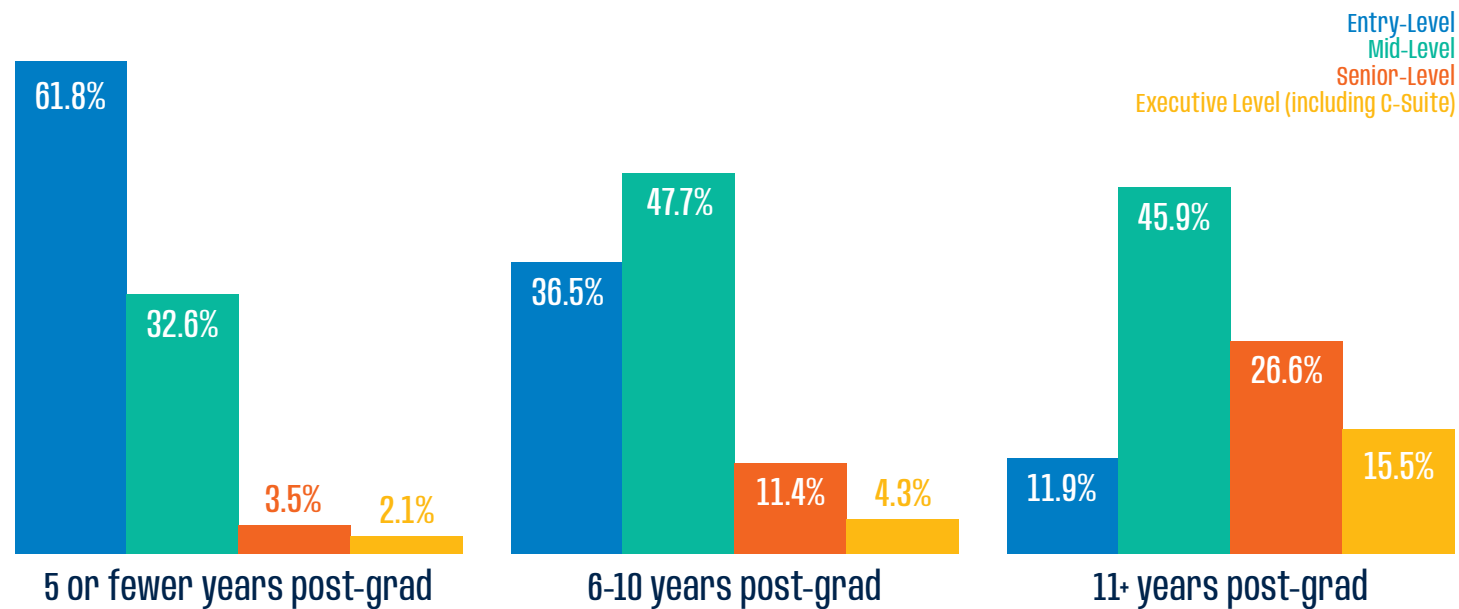
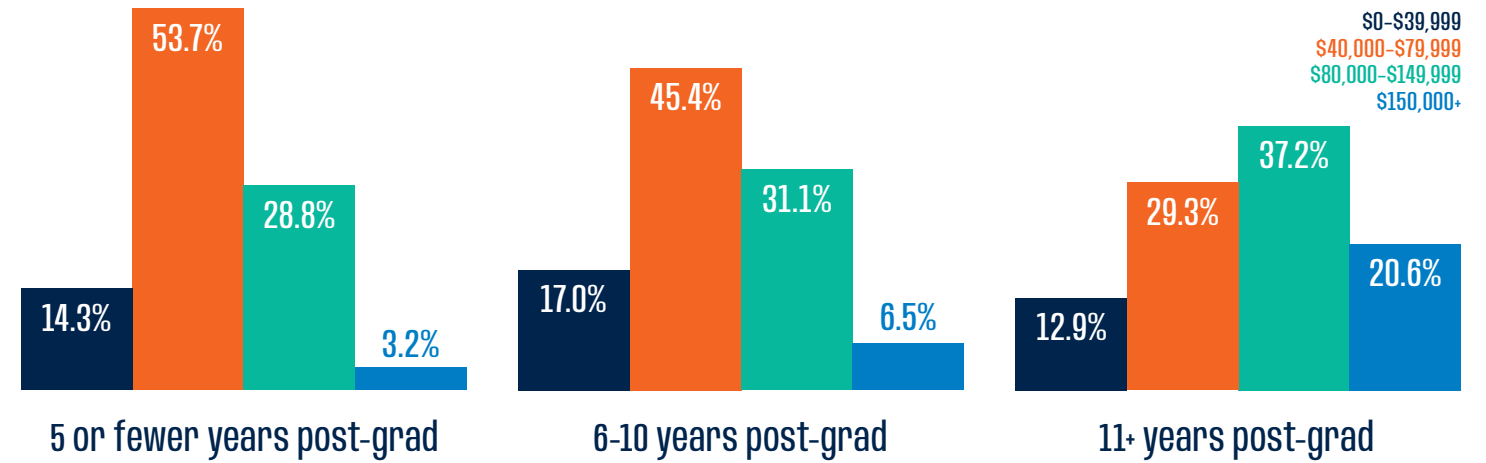


CHART 20 CURRENT SALARY



## 80.8% of alumni who graduated more than 10 years ago are in a higher economic class today

CHART 21 POSSE ALUMNI IN A MANAGEMENT POSITION

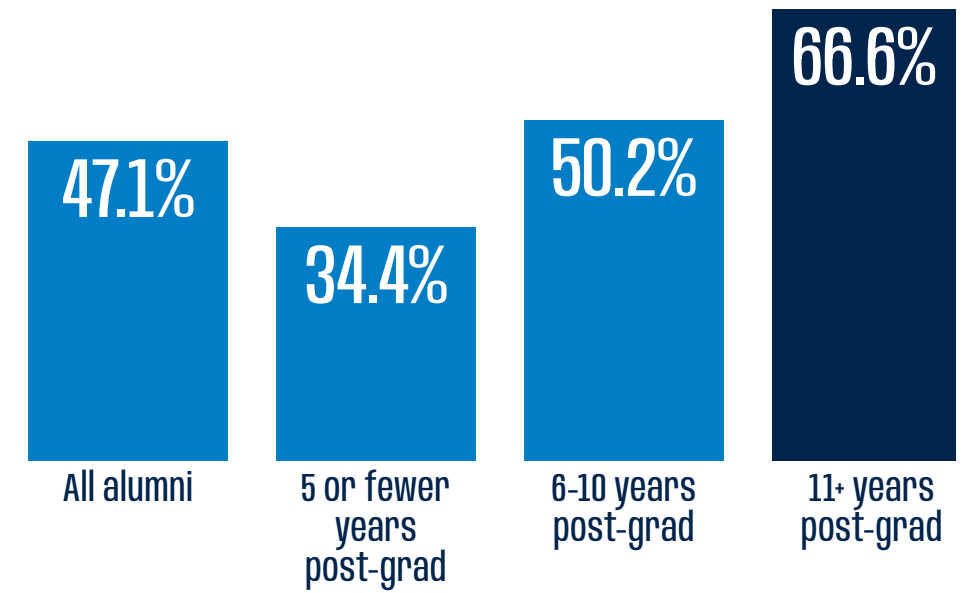
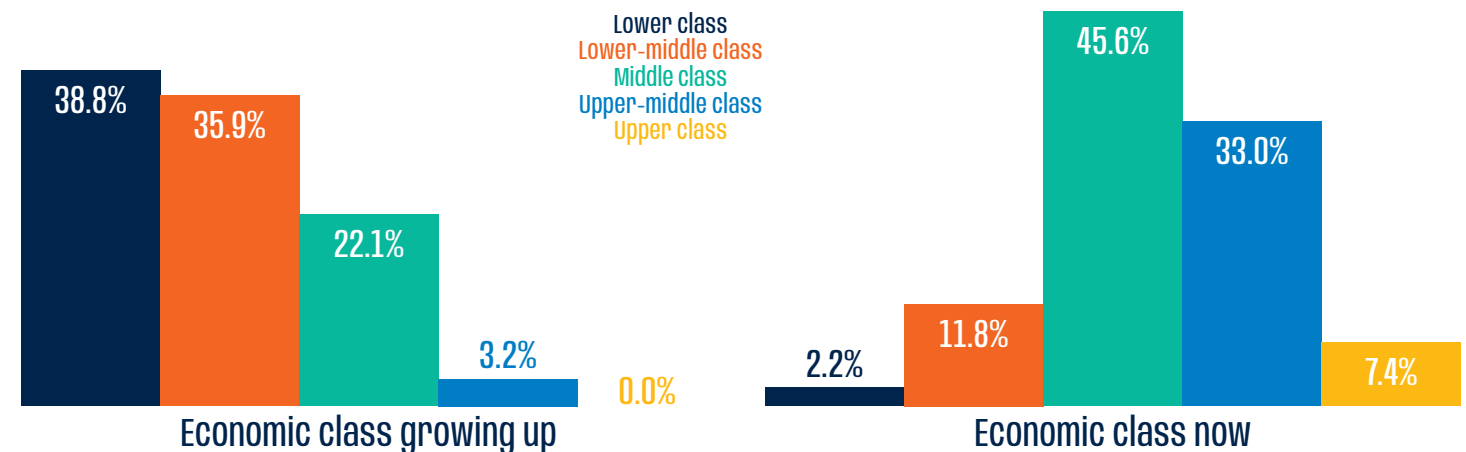


CHART 22 POSSE ALUMNI UPWARD SOCIAL MOBILITY (11+ YEARS POST-GRAD)



# INCLUSIVE LEADERSHIP

More than 30 percent of alumni answered the qualitative question, “How has Posse influenced the way you lead in your workplace or community?” Alumni frequently mentioned Posse’s role in helping them to lead collaboratively and inclusively in team settings. Other common responses included increasing their appreciation for diversity, honing their leadership style, and improving their communication skills. Several respondents also mentioned personal development, increased confidence, and a deeper appreciation for building community.

“Posse’s leadership training taught me to challenge the norm and feel confident. I know that my lived experience has given me perspectives that others may never have considered.”

**GEORGINA ESPINOZA**  
MBA Candidate at Duke University  
Fuqua School of Business,  
Agnes Scott College

“I am always thinking of ways to improve things and asking questions to ignite change. I also try to be mindful of incorporating everyone’s ideas and experiences into how I do my work, as a way to bring people together.”

**AMANDA BRITO**  
Supervising Investigator at  
The Legal Aid Society,  
Vanderbilt University

“Becoming a Posse Scholar increased my confidence in my leadership ability but also humbled me. I take a solution, team-oriented approach, fostering more collaboration amongst team members and trusting them to do their part.”

**KYE HARRIS**  
Co-Founder and COO  
Politics on the Go  
Lawrence University

“During our weekly meetings on campus, I had the opportunity to engage in difficult conversations, challenging my preconceived notions of the world. My Posse provided a nurturing environment where I learned group facilitation, task delegation, and active listening skills.”

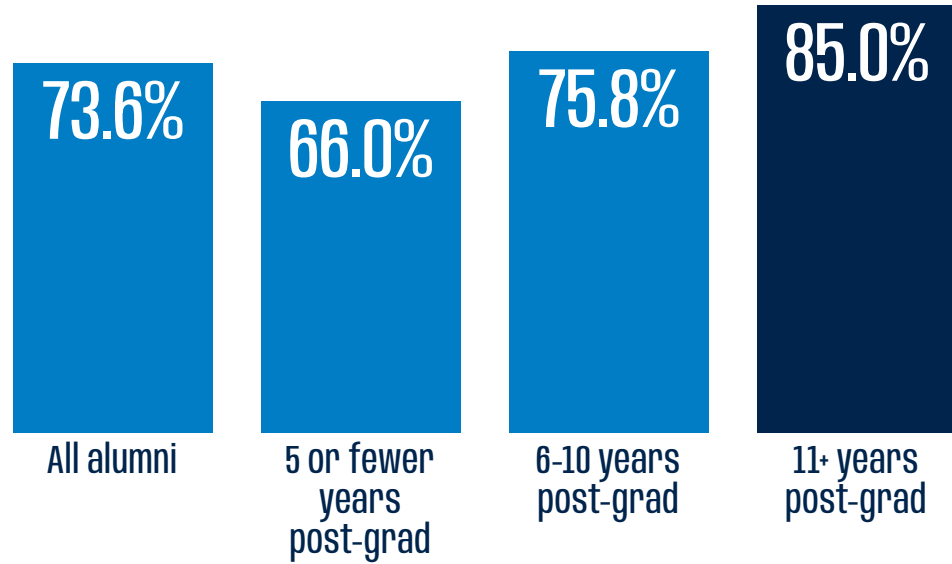
**JOSÉ RANGEL-GARIBAY**  
Health Program Analyst II  
Los Angeles County Board of Supervisors,  
Tulane University

# CAREER SATISFACTION

Posse alumni view their careers more positively than the average U.S. worker. Nearly three-quarters said they were satisfied or very satisfied with their careers (CHART 23), whereas just 50 percent of U.S. workers reported job satisfaction in a recent poll.<sup>25</sup> Overall, only 7.9 percent of Posse alumni consider their current role as “just a job to get by”; the majority view it as a career or a stepping stone to a career, an outlook that appears to increase with age and job experience (CHART 24). In comparison, about a third of U.S. workers say their current role is just a job to get them by.<sup>26</sup> Finally, only 3.6 percent of alumni with full-time jobs are simultaneously looking for employment, suggesting perhaps that most alumni are content in their current roles.

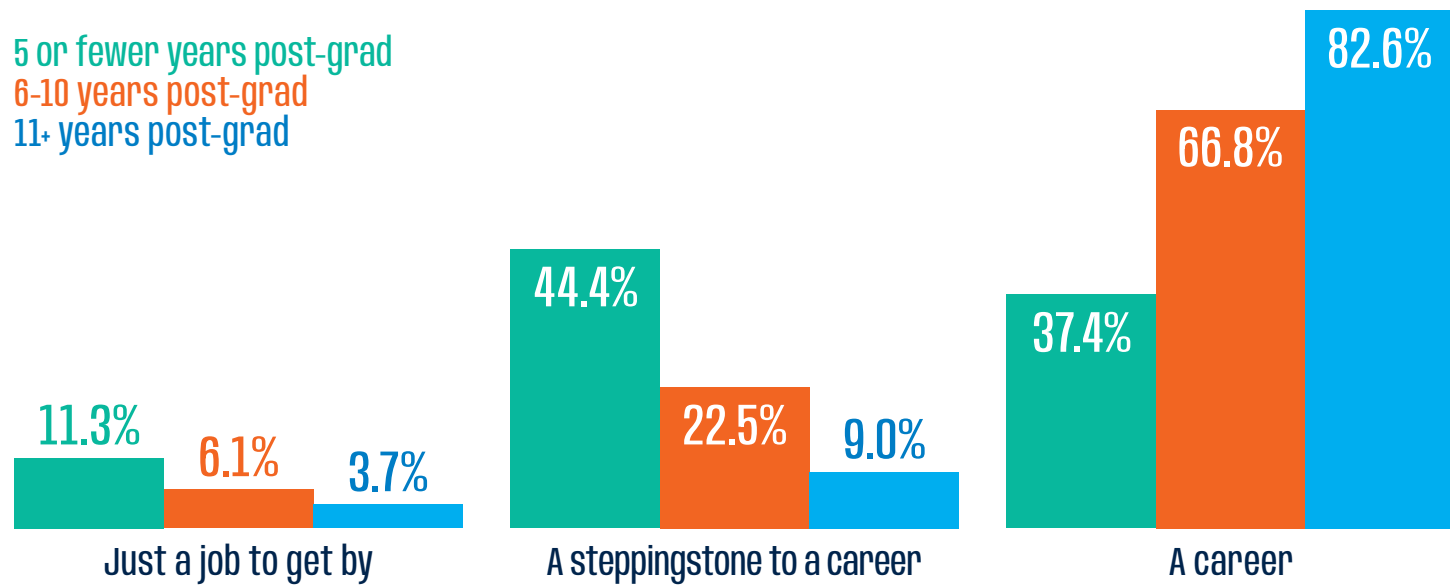
**73.6% of Posse alumni are satisfied or very satisfied with their career**

**CHART 23**  
HOW SATISFIED ARE YOU WITH THE COURSE OF YOUR CAREER THUS FAR?  
(% SATISFIED OR VERY SATISFIED)



**CHART 24** YOUR CURRENT JOB IS...

5 or fewer years post-grad  
6-10 years post-grad  
11+ years post-grad



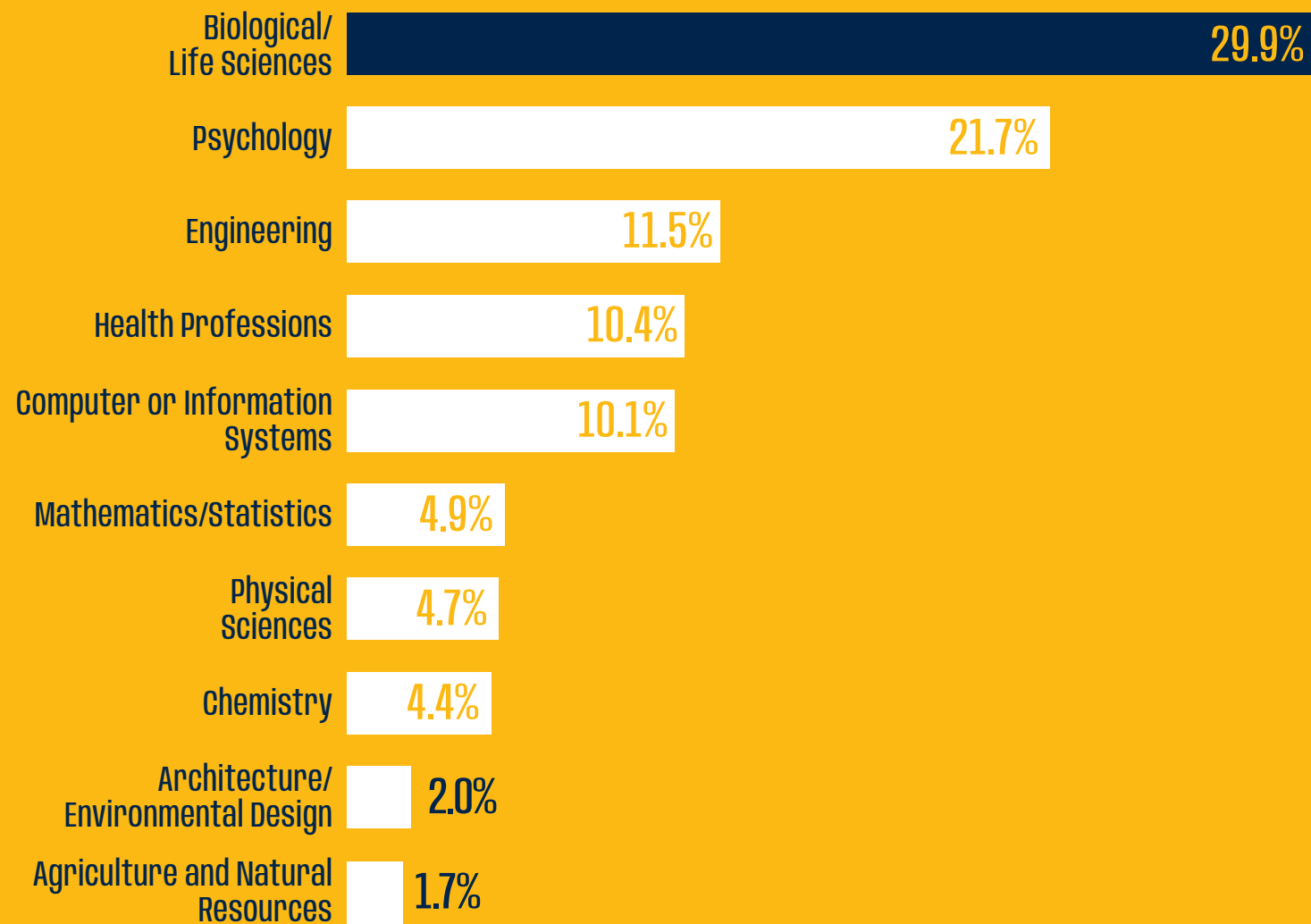
Johnathan Nieves  
Emergency Medicine Physician  
Dickinson College Posse Alum  
M.D., Stony Brook University School of Medicine



# SPOTLIGHT STEM

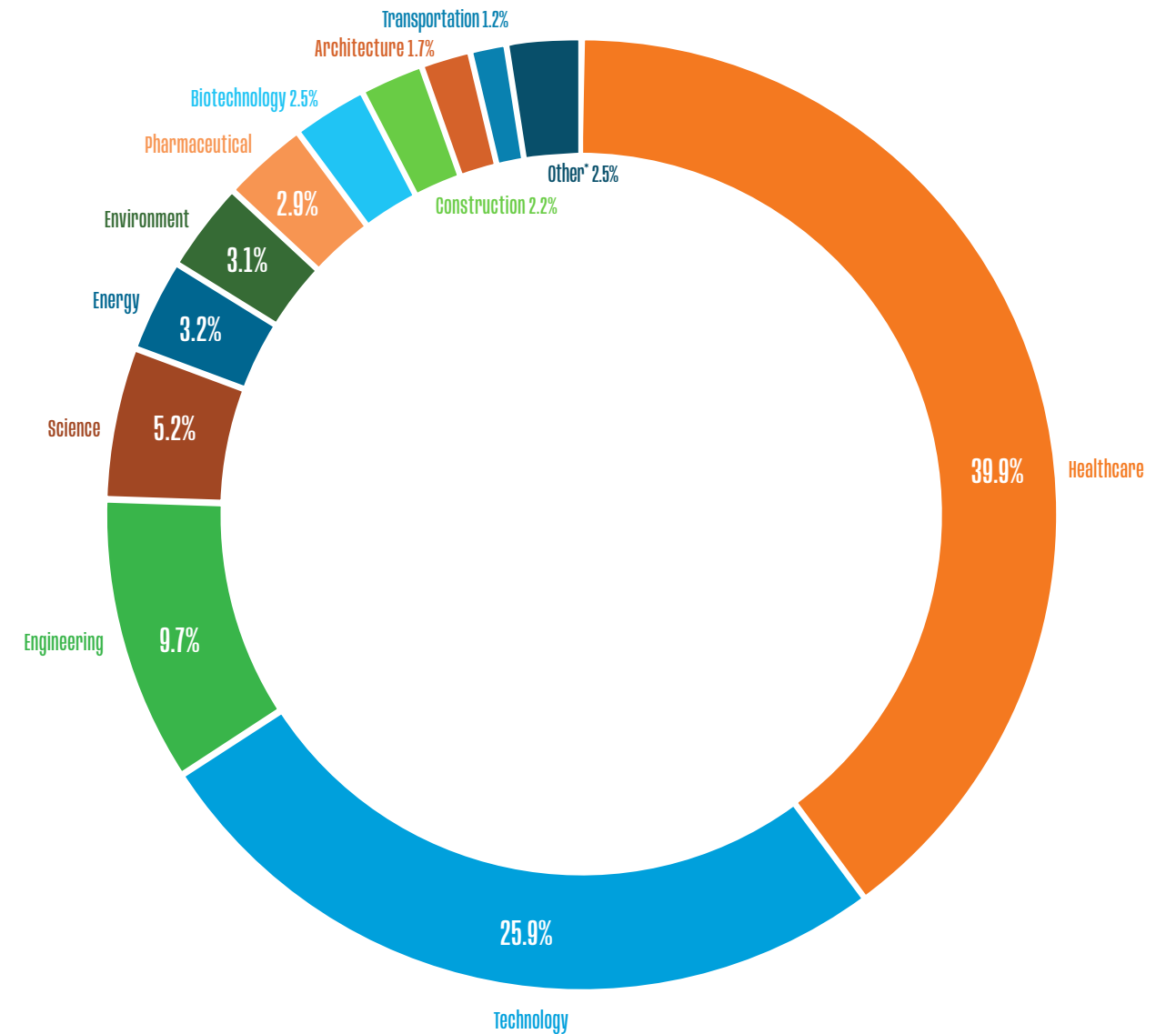
While Posse alumni choose majors across a diversity of areas (**CHART 11**), 40 percent majored in a STEM (Science, Technology, Engineering, Mathematics) field. Growth in STEM occupations is projected to continue through at least the next 10 years.<sup>27</sup> Posse's partner colleges and universities—many of which are among the top national research institutions—provide exceptional training, support, and job preparation in these high-demand fields.

**CHART 25 ALUMNI STEM MAJOR FIELDS OF STUDY\***



\*2,814 alumni have 3,859 STEM major fields of study.

**CHART 26 ALUMNI WORKING IN STEM INDUSTRIES**



\*Manufacturing 1.0%; Farming & Agriculture 0.6%; Chemicals 0.2%; Electronics 0.2%; Machinery: 0.2%; Utilities: 0.2%



Sarah Martinez Roth  
Senior Research Scientist,  
Vertex Pharmaceuticals  
Colby College Posse Alum  
Ph.D., Georgetown University

# POSSE'S IMPACT

In addition to selecting promising young leaders and supporting them to graduation, Posse's high-touch model works to ensure that scholars and alumni leave their undergraduate institutions with a wide professional network—ready to pursue their careers with a sense of confidence and purpose.



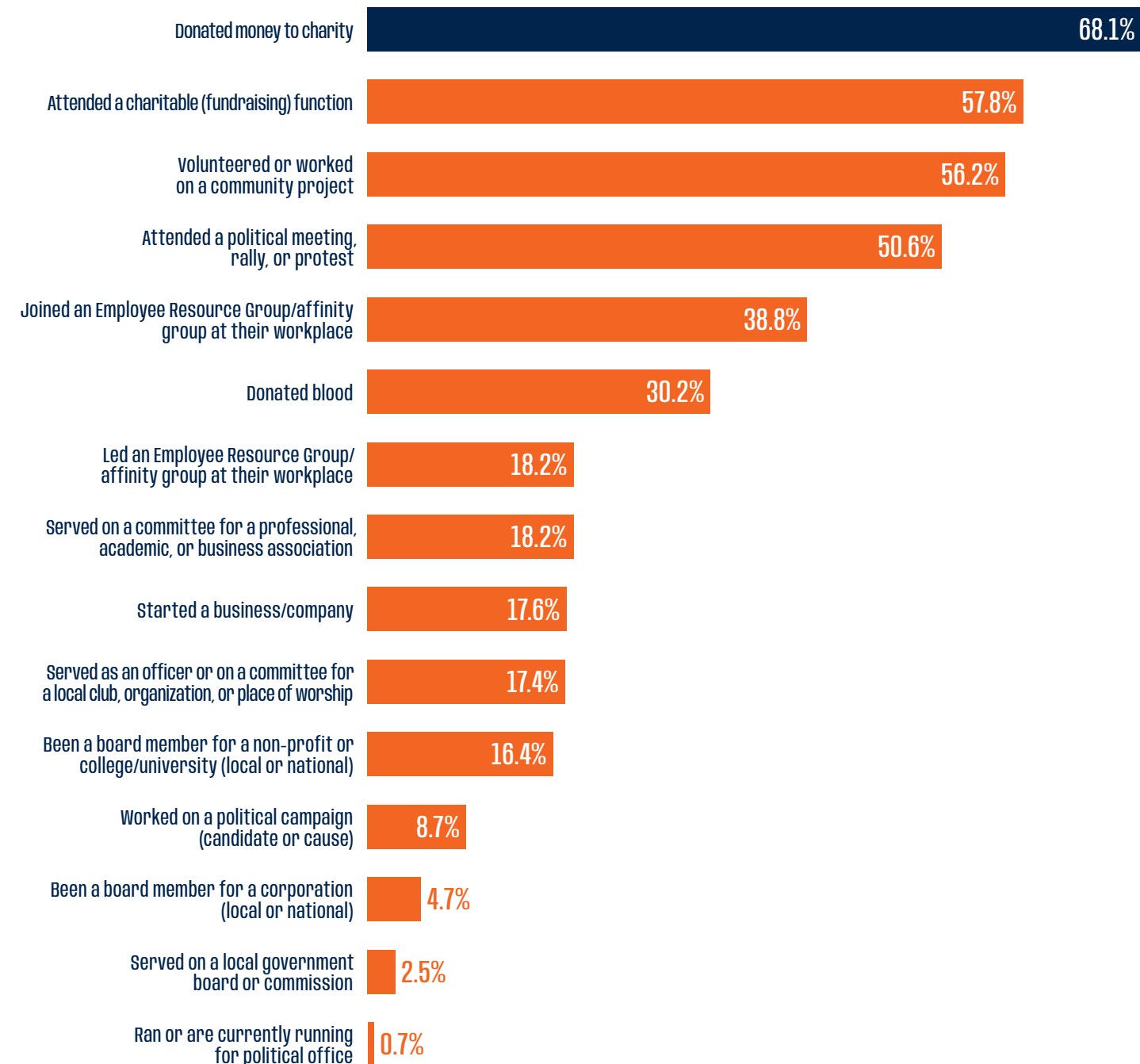
Posse Workshop

## COMMUNITY

Posse Scholars receive leadership training prior to matriculating and are encouraged to make their voices count while on campus. This helps to explain why 85 percent held a formal leadership position in college. Unsurprisingly, Posse alumni have continued their legacy of engagement and activism in their communities. More than half have donated money to charity, attended a charitable function, volunteered on a community project, or attended a political meeting, rally or protest (CHART 27).

**38.4%** served on a board, committee, or commission

## CHART 27 POSSE CIVIC ENGAGEMENT



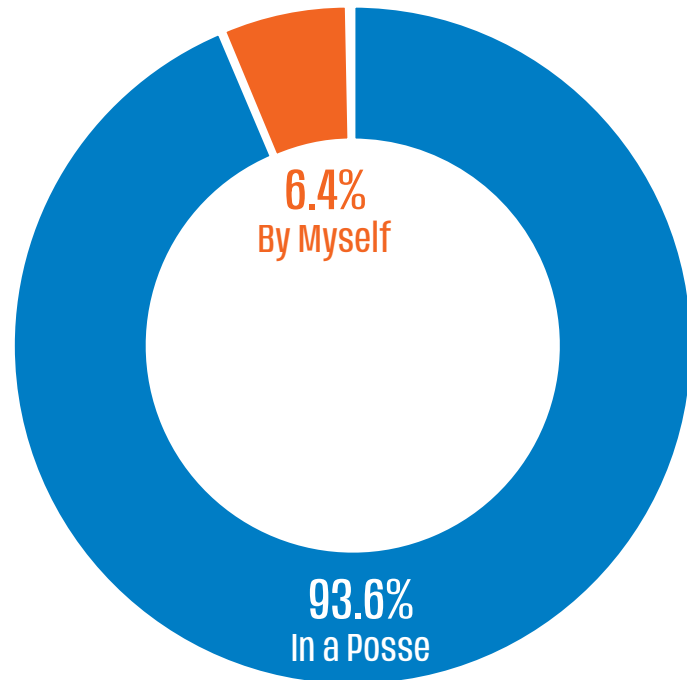
Posse alumni also demonstrate a strong commitment to the companies and organizations they support. Approximately 38 percent of Posse alumni have served on a board, committee, or commission. Posse alumni are also represented on Posse's national board, advisory boards, and on the boards of their college and university alma maters. Their investments in these institutions reflect a dedication to giving back and contributing to the greater good.

Community engagement is a vital aspect of life after college. Engaging with diverse groups and real-world challenges fosters empathy and improves decision-making. By staying involved in their communities—as volunteers, mentors, advocates, or local leaders—Posse alumni strengthen civic life while continuing their own personal and professional growth.



Posse Alumni at the Alumni Conference

**CHART 28** IF YOU COULD DO IT OVER, WOULD YOU ATTEND COLLEGE IN A POSSE OR BY YOURSELF?

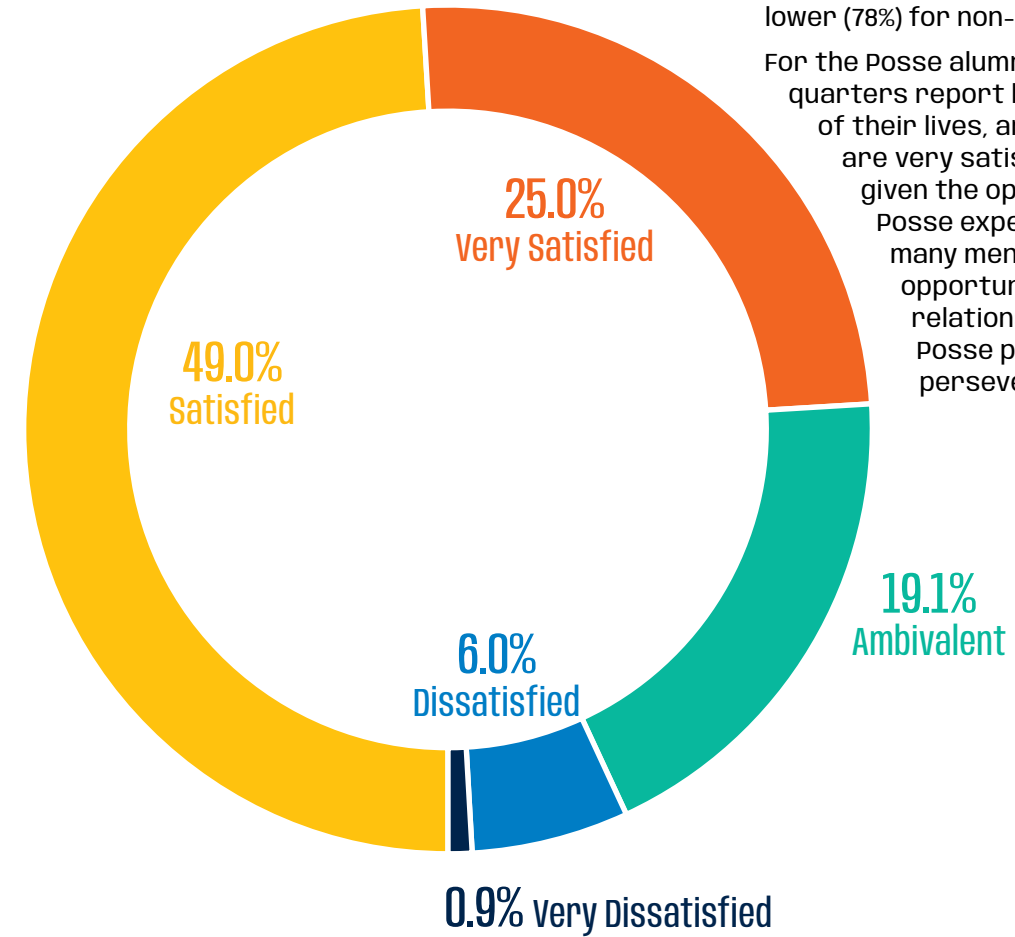


# LASTING CONNECTIONS

Posse cohorts consist of students of differing genders, ethnicities, nationalities and socioeconomic backgrounds. During pre-collegiate training and their four years together on campus, Posse Scholars collaborate on projects, offer emotional support, and learn from each other. Many form lasting friendships. Approximately 94 percent of alumni reported they would choose to attend college again in a Posse rather than alone (CHART 28), and 87.1 percent are still in contact with someone from their Posse.

**87.1%** of alumni are still in contact with their Posse cohorts

**CHART 29** CONSIDERING ALL AREAS OF YOUR LIFE, HOW SATISFIED ARE YOU WITH THE CURRENT QUALITY OF YOUR LIFE?



# LIFE SATISFACTION

While life satisfaction in the U.S. has been on the decline since 2020, when 90% of Americans said they were satisfied with the way things were going in their personal lives, it remains relatively high, with 81% reporting satisfaction in 2025. This figure is slightly lower (78%) for non-white respondents.<sup>28</sup>

For the Posse alumni surveyed, nearly three quarters report being satisfied with the quality of their lives, and a full quarter indicate they are very satisfied (CHART 29). When alumni were given the option to reflect on how their Posse experience has affected their lives, many mentioned that Posse increased opportunities, helped them build lasting relationships (particularly with their Posse peers), and provided support to persevere through challenges.



Monique L. Nelson  
Chair - CEO, UniWorld Group Inc.  
Vanderbilt University Posse Alum  
Posse New York Advisory Board Member



# CONCLUSION

The Posse model was founded on the conviction that diverse teams can accomplish great things and that a student is much more than a test score. Today, 37 years later, Posse alumni are irrefutable proof of the program's success. These dynamic leaders are a growing presence at the highest levels in their fields. They represent a powerful network that embodies our hopes for a better future.

As high school students, Posse alumni demonstrated exceptional leadership potential, earning them full-tuition scholarships to top colleges. As college-goers, they supported each other and built a reputation as thoughtfully engaged members of the campus community—each class blazing the trail for the next.

United by a shared Posse experience and equipped with powerful degrees, Posse alumni are uniquely positioned to make an impact. Whether in education, research, government, law, health, the arts or business, their diverse voices are helping to ensure that every group has a seat at the table.

Today, over 9,000 Posse alumni are living, working and making a difference in 32 countries around the world. By 2035, Posse and its partner colleges project more than 17,000 alumni in the workforce. The Posse Foundation is thrilled to celebrate their achievements to date and cannot wait to see what they do next.

## COLLEGE + UNIVERSITY PARTNERS

|                                   |                                  |
|-----------------------------------|----------------------------------|
| Babson College                    | Kalamazoo College                |
| Bard College                      | Lafayette College                |
| Boston University                 | Lawrence University              |
| Brandeis University               | Lehigh University                |
| Bryn Mawr College                 | Lewis & Clark College            |
| Bucknell University               | Macalester College               |
| California Institute of the Arts  | Middlebury College               |
| Carleton College                  | Mount Holyoke College            |
| Case Western Reserve University   | Northwestern University          |
| Centre College                    | Oberlin College                  |
| Colby College                     | Pepperdine University            |
| Connecticut College               | Pomona College                   |
| Cornell College                   | Providence College               |
| Cornell University                | Purdue University                |
| Davidson College                  | Rhodes College                   |
| DePauw University                 | Rutgers University-New Brunswick |
| Dickinson College                 | Santa Clara University           |
| Franklin & Marshall College       | Sewanee:                         |
| Hamilton College                  | The University of the South      |
| Hobart and William Smith Colleges | Smith College                    |
| Illinois Wesleyan University      | St. Olaf College                 |

|   |
|---|
| Syracuse University                             |
| Texas A&M University                            |
| The College of Wooster                          |
| The George Washington University                |
| Trinity College                                 |
| Tulane University                               |
| Union College                                   |
| University of North Carolina School of the Arts |
| University of Pittsburgh                        |
| University of Puget Sound                       |
| University of Rochester                         |
| University of Virginia                          |
| University of Wisconsin-Madison                 |
| Vanderbilt University                           |
| Vassar College                                  |
| Villanova University                            |
| Wesleyan University                             |
| Wheaton College                                 |
| Whitman College                                 |
| William & Mary                                  |

## GRADUATE SCHOOL AFFILIATES

|  |
|--|
| Teachers College, Columbia University                      |
| Duke University  |
| Fuqua School of Business                                   |
| Johns Hopkins University                                   |
| Krieger School of Arts and Sciences                        |
| Northeastern University                                    |
| D'Amore-McKim School of Business                           |
| Northwestern University                                    |
| Pritzker School of Law                                     |
| The George Washington University School of Business (GWSB) |
| University of Virginia School of Law                       |
| Yale University  |
| School of the Environment                                  |

## NATIONAL BOARD OF DIRECTORS

### CHAIR

**Henry Ellenbogen**  
Partner and CIO, Durable Capital Partners

### PRESIDENT • FOUNDER

**Deborah Bial**  
The Posse Foundation

### SECRETARY

**Philip M. Pead**  
Managing Partner, Beacon Point Partners; Founding Chairman, Posse Atlanta

### TREASURER

**Juan Rajlin**  
VP & Treasurer, Google/Alphabet

### BOARD MEMBERS

**Daniel Acheampong**  
Co-Founder and Partner, Visible Hands; Brandeis University Posse Alum (New York)

**Koby Altman**  
President of Basketball Operations, Cleveland Cavaliers; Middlebury College Posse Alum (New York)

**Michael Freedland**  
Founding Partner, Freedland; Chair, Posse Miami Advisory Board

**Susan Goldsmith**  
Deloitte Principal (retired); Chair, Posse Los Angeles Advisory Board

**Glenn H. Greenberg**  
Founder and Chief Investment Officer, Brave Warrior Advisors

**David B. Harrison**  
Senior Partner, Deloitte

**Alberto M. Carvalho**  
Superintendent, Los Angeles Unified School District

**Annie Seibold Drapeau**  
Chief Human Resource Officer, Ascend Learning; Chair, Posse Boston Advisory Board

**Barbara Janulis**  
Private Sector

**Jennifer Kopylov**  
Partner, Goldman Sachs & Co.

**Marvin B. Figueroa**  
Virginia Secretary of Health and Human Resources; Vice President, Health and Life Sciences Practice, BGR Group; Vanderbilt University Posse Alum (New York)

**Michael Freedland**  
Founding Partner, Freedland; Chair, Posse Miami Advisory Board

**Susan Goldsmith**  
Deloitte Principal (retired); Chair, Posse Los Angeles Advisory Board

**Glenn H. Greenberg**  
Founder and Chief Investment Officer, Brave Warrior Advisors

**David B. Harrison**  
Senior Partner, Deloitte

**Jason Jacobs**  
Partner, Power, Utilities and Renewables Leader, Deloitte Tax; Chair, Posse Houston Advisory Board

**Barbara Janulis**  
Private Sector

**Jennifer Kopylov**  
Partner, Goldman Sachs & Co.

**David Korol**  
Head of Sales, Canary Data; Chair, Posse Bay Area Advisory Board

**Howard Krass**  
Founder and CEO, IPD Analytics; Founder and CEO, IPD Capital

**Steven M. Lefkowitz**  
Managing Partner, Sagewind Capital LLC

**Evan Morgan**  
Founder, Radcliff Management LLC

**Brandy L. Morrison**  
CEO • Founder, Concord Consulting; Rice University Posse Alum (New York)

**Andrew Mulderry**  
Co-CIO, Willett Advisors LLC

**A.J. Murphy**  
Sr. Managing Director & COO, Blackstone Private Equity Strategies

**Julie Parsons**  
Retired Chief Operating Officer, Allstate Insurance Company; Chair, Posse Chicago Advisory Board

**Joshua Paulson**  
Founding Partner, P2 Capital Partners

### POSSE CHAIR EMERITUS

**Jeffrey Ubben**  
Founder, Managing Partner, Member of Managing Committee, Inclusive Capital Partners;

**James S. Hoyte**  
Founding Chairman, Posse Boston; Trustee Emeritus, Wheaton College

**Garrett Moran**  
Chairman, Governor's Workforce Council (CT)

**Phillip Perelmutter**  
Former Partner, Wellington Management Company

**William A. Plapinger**  
Senior Counsel, Sullivan & Cromwell LLP; Former Chair, Board of Trustees, Vassar College

**Walter Prescott Porter II**  
Principal, Deloitte

**Kim-Thu Posnett**  
Global Co-Head of Investment Banking, Goldman Sachs & Co.

**Jeffrey Raich**  
Co-Founder & Executive Vice Chairman, Moelis & Company

**Jenny Rickard**  
President and CEO, The Common Application, Inc.

**Rick Rizzo**  
PrivateEquity Advisor; Chair, Posse New Orleans Advisory Board

**Nana O. Sarpong**  
Adult Reconstruction and Joint Replacement Orthopaedic Surgeon, Columbia University Medical Center; Brandeis University STEM Posse Alum -(New York)

**Briana Zelaya**  
Partner, ValueAct Capital

**Susie Scher**  
Senior Advisor, Goldman Sachs & Co.

**Yolanda Seals-Coffield**  
US Chief People and Inclusion Officer, PwC

**Kurt Simon**  
Managing Director and Vice Chairman, Goldman Sachs & Co.

**Brad Singer**  
CFO, Warner Bros.; Posse Chair Emeritus

**Leah Stearns**  
Chief Financial Officer, Copart

**Arta Tabaeae**  
Partner & Managing Director, Clearlake Capital Group

**Adam Townsend**  
Chief Financial Officer and Head of HR, VIZIO, Inc.

**Barton J. Winokur**  
Senior Advisor, One Equity Partners

**Tyler Zachem**  
Founding Partner and Chief Executive Officer, Broad Sky Partners; Chair, Posse New York Advisory Board

## CAREER PROGRAM PARTNERS

|                                    |                                    |                                      |  |   |  |
|------------------------------------|------------------------------------|--------------------------------------|--|---|--|
| Abbvie                             | CBRE                               | Fiver Children's Foundation          | L . M Development Partners Inc.          | New York City Economic Development Corporation (NYCEDC) | S&P Global                                   |
| Accenture                          | Change Summer                      | Forbes Tate                          | Laird Norton Wetherby                    | NextEra Energy, Inc.                                    | SMBC   |
| Alcon                              | Chemonics International            | Forum One                            | Lahey Medical Center                     | Noblis  | Spotify                                      |
| The Ad Council                     | Chicago Botanic Garden             | The Fresh Air Fund                   | Lairtram Corporation                     | Northern Trust  | Starwood Property Trust                      |
| AllianceBernstein                  | Chicago Transit Authority          | The Friedkin Group                   | Let's Get Ready                          | Northwestern Center for Talent Development              | State Street Corporation                     |
| Allstate Alnylam Pharmaceuticals   | Chick-fil-A                        | Friendship Public Charter Schools    | Liberty Mutual                           | Northwestern Lurie Cancer Center                        | Steppenwolf Theatre                          |
| American Museum of Natural History | CBIC U.S.                          | Gaming Cxmmunity Co.                 | Lippincott                               | Novata  | The Sterling Group                           |
| Ameriprise Financial               | Citibank                           | Galileo                              | Louisiana Public Health Institute        | Oaktree Capital   | Summer Health Professions Education Program  |
| AmeriVet Securities                | City Year                          | The Gersh Agency                     | Lyondellbasell                           | Ochsner Health  | Takeda Pharmaceuticals                       |
| Angelo Gordon                      | CME Group                          | Goldman Sachs & Co.                  | Mass Audubon                             | Office of U.S. Senator Elizabeth Warren                 | Teach For America                            |
| Aon                                | Columbia Threadneedle Investments  | Goodwin Procter LLP                  | Massachusetts General Hospital           | Paramount Global  | Teladoc Health                               |
| Apache Corporation                 | Community Preservation Corporation | Google                               | Mastercard                               | Paul, Weiss   | The TJX Companies, Inc.                      |
| Arnold Ventures                    | Compass Lexecon                    | Grant Thornton                       | MAXIMUS                                  | PBS   | Toast, Inc.                                  |
| The Art Institute of Chicago       | Cornerstone Research               | GSI Environmental Inc.               | Mayer Brown LLP                          | Penguin Random House                                    | Toll Brothers, Inc.                          |
| The Asia Society                   | CoStar Group                       | Hall Capital Partners LLC            | McGraw-Hill                              | Perella Weinberg Partners                               | The Travelers Companies, Inc.                |
| The Associated Press               | Credera Consulting                 | The Hertz Corporation                | McMaster-Carr                            | Phillips 66   | Trust for Public Land                        |
| Atlasian                           | Crossroads for Kids, Inc.          | The Hole in the Wall Gang Camps      | MD Anderson Cancer Center                | Pickering Energy Partners                               | Tufts Graduate School of Biomedical Sciences |
| Bain & Co                          | Crown Castle                       | Honeywell International              | Medline Industries                       | Piper Sandler   | Uncommon Schools                             |
| Bank of America                    | DC Public Library                  | Horizon Therapeutics                 | Memorial Hermann                         | Plains All American                                     | United States Tennis Association             |
| Merrill Lynch                      | Deloitte                           | HUB International                    | Mesirow                                  | Princeton-Blairstown Center                             | University of Chicago Urban Labs             |
| Barclays                           | Deutsche Bank                      | Hubspot                              | The Metropolitan Museum of Art           | MFS Investment Management                               | Usher's New Look                             |
| Berkshire Hathaway                 | Double H Ranch                     | Huron Consulting Group               | Miami Children's Museum                  | Moody's Corporation                                     | Valley Bank                                  |
| Specialty Insurance                | DT Global                          | The HYM Investment Group             | MIQ Digital                              | Morgan Stanley  | Ventura                                      |
| Biogen                             | Eaton Vance                        | IAC                                  | Motorola Solutions                       | Raytheon Missiles & Defense                             | Vertex                                       |
| Blackrock                          | Endeavor                           | Ideas42                              | Museum of Contemporary Art               | RGF   | Via  |
| Bloomberg                          | Entergy Corporation                | IDI Logistics                        | Museum of Fine Arts, Boston              | Ropes & Grey LLP  | Visa   |
| BMO Harris                         | Enterprise Products                | IES Global                           | Museum of Fine Arts, Houston             | Royal Caribbean International                           | Vista Equity Partners                        |
| BNP Paribas                        | Epic Systems                       | Incline Equity Partners              | National Grid                            | Russell Investments                                     | Vivo Foundation                              |
| Boston Children's Hospital         | Exelon Corporation                 | Insight Partners                     | National Park Service                    | Sagewind Capital  | Walgreens                                    |
| Boston Lawyers Group               | The Exoneration Project            | InspireNOLA                          | National Trust for Historic Preservation | Shawmut Design & Construction                           | Warner Bros Discovery                        |
| Boston Plan for Excellence         | Express                            | Institute of International Education | NBCUniversal                             | Skadden, Arps, Slate, Meagher & Flom LLP                | Wayfair                                      |
| Breakthrough Collaborative         | EY                                 | InterSystems Corporation             |  | Skanska   | Well, Gotshal & Manges LLP                   |
| Broad Sky Partners                 | Facebook                           | ITW                                  |  |   | West Monroe                                  |
| Brooklyn Bridge Park Conservancy   | Fanatics                           | JLL                                  |  |   | Willett Advisors                             |
| Brooklyn Defender Services         | FGS Global                         | Jones Walker LLP                     |  |   | WTW  |
| Capital Group                      | Fidelity Investments               | JPMorgan Chase & Co.                 |  |   | W.W. Norton                                  |
| Capital One                        | Fiduciary Trust Company            | K Allen Consulting                   |  |   |  |
| Career Communications Group        | First Horizon Bank                 | Kirkland & Ellis LLP                 |  |   |  |



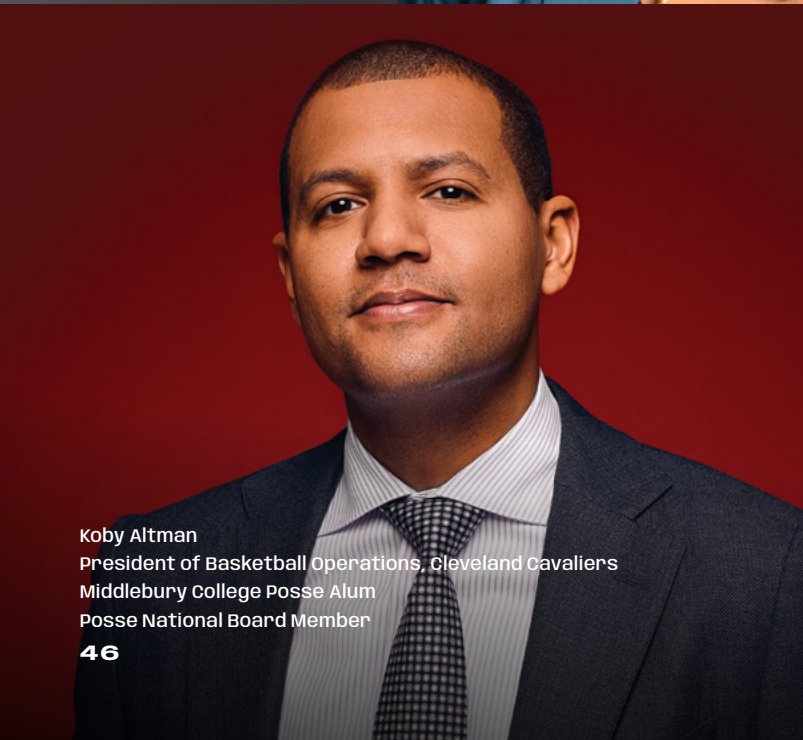
Marvin B. Figueroa  
Virginia Secretary of Health and Human Resources  
Vanderbilt University Posse Alum  
Posse National Board Member



Daniel Acheampong  
Co-Founder and Partner, Visible Hands  
Brandeis University Posse Alum  
Posse National Board Member



Brandy L. Morrison  
CEO - Founder, Concord Consulting  
Rice University Posse Alum  
Posse National Board Member



Koby Altman  
President of Basketball Operations, Cleveland Cavaliers  
Middlebury College Posse Alum  
Posse National Board Member



Nana O. Sarpong  
Orthopaedic Surgeon, Columbia University Medical Center  
Brandeis University Posse Alum  
Posse National Board Member

## NATIONAL BOARD OF ADVISORS

|                      |                  |                 |                  |
|----------------------|------------------|-----------------|------------------|
| Derek Bok            | Patricia Gandara | Gary Orfield    | Lesley Stahl     |
| Adam Bryant          | Joe Gregory      | Steven Phillips | Claude M. Steele |
| Hon. Gaston Caperton | Bob Herbert      | Pamela Shriver  | Vincent Tinto    |
| Arne Duncan          | John Leguizamo   | Harry Smith     | Bill Whitaker    |

### ATLANTA ADVISORY BOARD

|                |               |                 |                      |                |
|----------------|---------------|-----------------|----------------------|----------------|
| Olu Adegoke    | Ben Deutsch   | Harold Franklin | Wangui McKelvey      | Patrick Waite  |
| David Bouchard | John Douglas  | Danielle King   | Reginald B. McKnight | Keturah Walker |
| Manish Dave    | Rohan Edwards | Jill Martin     | Temano Shurland      | Jennifer Welch |
|                | Yoon Ettinger |                 | Mary Stokes          | Rueter         |

### BAY AREA ADVISORY BOARD

|                           |                 |                 |                    |                        |                |
|---------------------------|-----------------|-----------------|--------------------|------------------------|----------------|
| David Korol, <i>Chair</i> | Anthony M. Bush | Ralitza Ganeva  | Stanley Kang       | Raymond J. Mertens Jr. | Laura Pantaleo |
|                           | Kelechi Chikere | Laura Hall      | Justin M. Maletsky | Rasheed Mitchell       | Kalil Samra    |
|                           | Andrew Daecher  | Rick S. Horvath |                    |                        |                |

### BOSTON ADVISORY BOARD

|                       |                  |                       |                   |                           |            |
|-----------------------|------------------|-----------------------|-------------------|---------------------------|------------|
| Annie Seibold         | Stephen Denny    | Churchill G. Franklin | Kimberly Hyland   | Shantall Tegho            | Geoff Tuff |
| Drapeau, <i>Chair</i> | Kenneth DiPietro | Alexa Gjonca          | Melissa M. Reilly | William F. "Ted" Truscott |            |
|                       | Tiana Evelyn     | James S. Hoyte        | Paul J. Selian    |                           |            |

### CHICAGO ADVISORY BOARD

|                             |                 |                   |                   |                    |                     |
|-----------------------------|-----------------|-------------------|-------------------|--------------------|---------------------|
| Julie Parsons, <i>Chair</i> | Rod Adams       | Robert Kaye       | Kim Metrick       | Dr. Jeremy Rossman | Kevin Weinstein     |
|                             | Robert G. Byron | Geraldine Keefe   | Richard E. Meyers | Edward T. Swan     | Rena Weyrauch       |
|                             | Celeste Center  | Jennifer A. Kraft | Jim Pigott        | Diane Swonk        | Emmanuel Williamson |
|                             | Amy Juknelis    |                   | Sam Rodriguez     |                    |                     |

### D.C. ADVISORY BOARD

|                                      |                    |                  |                    |                  |              |
|--------------------------------------|--------------------|------------------|--------------------|------------------|--------------|
| Donella P. Brockington, <i>Chair</i> | Ann M. Ashton      | Gia Griffith     | Tae Youn Kim       | Thomas W. Rabaut | Summer White |
|                                      | Opeyemi Awe        | Brad Jiulianti   | James Owen Mathews | Cameron Tudhope  | Eun Yang     |
|                                      | Dr. Anne L. Bryant | Christie Johnson | Dale McDowell      | Andy Vargas      | Daniela Zed  |
|                                      | John Gilkes        |                  |                    | Eric R. Wagner   |              |

### HOUSTON ADVISORY BOARD

|                            |                |                   |                    |               |                  |
|----------------------------|----------------|-------------------|--------------------|---------------|------------------|
| Jason Jacobs, <i>Chair</i> | Erin Aspreo    | Bo Cassidy        | Gissell A. Montoya | Dan Pickering | Anthony Thomas   |
|                            | James P. Baker | Savannah Friedkin | Khalid Muslih      | Cully Platt   | Forrest E. Wylie |
|                            | Bill Benitez   | Raynaldo Gonzalez | Carmen Ng          | Ali Rami      |                  |

### LOS ANGELES ADVISORY BOARD

|                               |                   |                 |                 |                      |                  |
|-------------------------------|-------------------|-----------------|-----------------|----------------------|------------------|
| Susan Goldsmith, <i>Chair</i> | Caroline Abadjian | Derek Cotton    | Lee Hutter      | Damon Richardson     | Farah Sutton     |
|                               | Eric Beckman      | Jaime Cuevas    | Bindiya Khurana | Naseem Sagati Aghili | Jeffrey Thompson |
|                               | David W. Bonnette | Dana Dabrinisky | Matthew Laycock | Jill Schecter        | Sulman Usman     |
|                               | Russell Carpenter | Patrick Fu      | Tristen LuVert  | Eric Schiffer        |                  |
|                               | Christopher Carr  |                 | Paul Rezvani    | Greg Skalaski        |                  |

### MIAMI ADVISORY BOARD

|                                 |                  |                  |                |                |                       |
|---------------------------------|------------------|------------------|----------------|----------------|-----------------------|
| Michael Freedland, <i>Chair</i> | Norma Jean Autry | Peter E. Blacker | Roland Cole    | T'Shaka Lee    | Bijan Toghiani        |
|                                 | Lenz C. Balan    | Bryan Cereijo    | Dareth Finn    | Tim O'Neill    | Jean-Pierre Trouillot |
|                                 | David K. Black   | Angie Christie   | Michael Kluger | Reina V. Ponce | David Vargas          |

### NEW ORLEANS ADVISORY BOARD

|                          |                  |                  |                     |                    |                 |
|--------------------------|------------------|------------------|---------------------|--------------------|-----------------|
| Rick Rizzo, <i>Chair</i> | Kim M. Boyle     | Jeffrey Goldring | Thomas L. Keefe     | Jonathan Matessino | Michael Turgeon |
|                          | Doug Charles     | John Hudson, III | Angel King Johnson  | Edward Moise       | Ty-Ron Wright   |
|                          | Richard Cortizas |                  | Andrew "Drew" Marsh | Sydney Monix       |                 |

### NEW YORK ADVISORY BOARD

|                            |               |                    |                |                   |                     |
|----------------------------|---------------|--------------------|----------------|-------------------|---------------------|
| Tyler Zachem, <i>Chair</i> | Michael Addeo | Jason Ewell        | Natalee Graham | Monique L. Nelson | Lee Ann Stevenson   |
|                            | Greg Berube   | Steve Gallucci     | Asha Harvey    | Carlos G. Salcedo | Maggie Quinn Walker |
|                            | Emily Dunn    | Isabel Gomez Vidal | Annmarie Louis | Sarah Shaikh      | Aparna Yenamadra    |

# ENDNOTES

1. Additional Scholars have since graduated, bringing the total number of Posse alumni to more than 9,000.
2. Posse's full alumni dataset is missing slightly more parent education level, first-generation status, and official standardized test score data than the subset of alumni who completed the census. As a result, missing data makes up a higher percentage of all Posse alumni for these three categories.
3. Fall 2021 enrollment in four-year, degree-granting institutions was 56.9% female and 43.1% male. National Center for Education Statistics. Table 303.30. Total fall enrollment in degree-granting postsecondary institutions, by level and control of institution, attendance status, and sex of student: Selected years, 1970 through 2031 [CORRECTED]. (2022). Retrieved November 12, 2025, from Center for Education Statistics: [https://nces.ed.gov/programs/digest/d18/tables/dt18\\_303.30.asp](https://nces.ed.gov/programs/digest/d18/tables/dt18_303.30.asp)
4. Underrepresented minorities include the following racial and ethnic groups: Blacks or African Americans, Hispanics or Latinos, American Indians or Alaska Natives, and Native Hawaiians and other Pacific Islanders. Notice of NIH's Interest in Diversity (Notice Number NOT-OD-20-031). Retrieved November 12, 2025, from Northwestern University College of Preventative Medicine: <https://www.preventivemedicine.northwestern.edu/docs/dei-in-research-resources/not-od-20-031-notice-of-nihs-interest-in-diversity.pdf>
5. Carnevale, A.P., Van Der Werf, M., Quinn, M.C., Strohl, J., & Repnikov, D. (2018). Our Separate & Unequal Public Colleges: How Public Colleges Reinforce White Racial Privilege and Marginalize Black and Latino Students. Retrieved September 4, 2019, from Georgetown University Center on Education and the Workforce: <https://cew.georgetown.edu/cew-reports/sustates/>
6. Vespa, J., Medina, L., and Armstrong, D.M. (March 2020). Demographic Turning Points for the United States: Population Projections for 2020 to 2060. Retrieved November 21, 2025, from U.S. Census Bureau: <https://www.census.gov/content/dam/Census/library/publications/2020/demo/p25-1144.pdf>; U.S. Census Bureau. (2023). 2023 National Population Projections Tables: Main Series, Table 4. Projected Population by Sex, Race, and Hispanic Origin. Retrieved November 21, 2025, from U.S. Census Bureau: <https://www.census.gov/data/tables/2023/demo/popproj/2023-summary-tables.html>
7. McKinsey & Company. (2025, December 9). Women in the Workplace 2025. Retrieved November 21, 2025, from McKinsey: <https://www.mckinsey.com/capabilities/people-and-organizational-performance/our-insights/women-in-the-workplace>
8. Agrawal, N. (2024, March 30). Internships matter more than ever—but not everyone can get one. Retrieved November 21, 2025, from The Hechinger Report: <https://hechingerreport.org/internships-matter-more-than-ever-but-not-everyone-can-get-one/>; Claybourn, C. (2023, January 30). How Much is an Ivy League Degree Worth? Retrieved November 21, 2025, from U.S. News & World Report: <https://www.usnews.com/education/best-colleges/articles/how-much-is-an-ivy-league-degree-worth>; Jaschik, S. (2016, August 21). College Selectivity and Income. Retrieved November 21, 2025 from Inside Higher Ed: <https://www.insidehighered.com/news/2016/08/22/study-finds-graduates-most-selective-colleges-enjoy-earnings-payoff>; Ge, S., Isaac, E., and Miller, A. (2022, April). Elite Schools and Opting In: Effects of College Selectivity on Career and Family Outcomes: <https://www.journals.uchicago.edu/doi/abs/10.1086/717931>; Chetty, R., Deming, D.J., and Friedman, J. (2023, July). Diversifying Society's Leaders? The Determinants and Causal Effects of Admission to Highly Selective Private Colleges: [https://www.nber.org/system/files/working\\_papers/w31492/w31492.pdf](https://www.nber.org/system/files/working_papers/w31492/w31492.pdf); National Bureau of Economic Research Working Paper No. 31492.
9. Strohl, J., Nyhof, E., and Morris, C. (2024). Progress Interrupted: Evaluating a Decade of Demographic Change at Selective and Open-Access Institutions Prior to the End of Race-Conscious Affirmative Action. Retrieved November 21, 2025, from Georgetown University Center on Education and the Workforce: [https://cew.georgetown.edu/cew-reports/progressinterrupted/?\\_ga=2.50400233.1529702824.1765485435-313816061.1765485435#resources](https://cew.georgetown.edu/cew-reports/progressinterrupted/?_ga=2.50400233.1529702824.1765485435-313816061.1765485435#resources)
10. Nam, J., and Bryant, J. (2025, July 24). First-Generation College Students: Facts and Statistics. Retrieved November 21, 2025, from Best Colleges: <https://www.bestcolleges.com/research/first-generation-students-facts-statistics/>; Center for First-Generation Student Success. (2023, Winter). First-generation College Students in 2020: Demographics, Characteristics, and Postsecondary Enrollment. Retrieved November 21, 2025, from Center for First-Generation Student Success: [https://www.firstgenforward.org/hubfs/FGF%20Fact%20Sheets/15405\\_NASPA\\_FactSheet-01.pdf?hslang=en](https://www.firstgenforward.org/hubfs/FGF%20Fact%20Sheets/15405_NASPA_FactSheet-01.pdf?hslang=en); Common App Data Analytics and Research. (2023, November 8). First-generation status in context, part one: Trends in parental education and family structures over time. Retrieved November 21, 2025, from Common App: <https://www.commonapp.org/about/reports-and-insights/trends-parental-education-family-structures-over-time-first-generation-status-context-part>
11. Fry, R. (2021, May 18). First-Generation College Graduates Lag Behind Their Peers on Key Economic Outcomes. Retrieved November 21, 2025, from Pew Research Center: <https://www.pewresearch.org/social-trends/2021/05/18/first-generation-college-graduates-lag-behind-their-peers-on-key-economic-outcomes/>
12. Center for First-Generation Student Success. (2023, Winter). First-generation College Students in 2020: Demographics, Characteristics, and Postsecondary Enrollment. Retrieved November 21, 2025, from Center for First-Generation Student Success: [https://www.firstgenforward.org/hubfs/FGF%20Fact%20Sheets/15405\\_NASPA\\_FactSheet-01.pdf?hslang=en](https://www.firstgenforward.org/hubfs/FGF%20Fact%20Sheets/15405_NASPA_FactSheet-01.pdf?hslang=en)
13. Abramitzky, R., Kowalski, J.K., Perez, S., and Price, J. (2024, November). *The G.I. Bill, Standardized Testing, and Socioeconomic Origins of the U.S. Educational Elite Over a Century*. National Bureau of Economic Research Working Paper No. 33164.
14. Chetty, R., Deming, D.J., and Friedman, J. (2023, July). *Diversifying Society's Leaders? The Determinants and Causal Effects of Admission to Highly Selective Private Colleges*. National Bureau of Economic Research Working Paper No. 31492. Ivy-plus includes the eight Ivy League institutions plus Stanford University, Massachusetts Institute of Technology, Duke University, and University of Chicago.
15. FairTest. Test Optional and Test Free Colleges. Retrieved November 21, 2025, from FairTest: <https://fairtest.org/test-optional-list/>; Christopher, E., (2024, May 17). Is the SAT Still Needed? Retrieved November 21, 2025, from Harvard Graduate School of Education Ed. Magazine: <https://www.gse.harvard.edu/ideas/ed-magazine/24/05/sat-still-needed>; Wood, S. (2024, May 13). Some Colleges Are Requiring Test Scores Again: What it Means for Applicants. Retrieved November 21, 2025, from U.S. News & World Report: <https://www.usnews.com/education/best-colleges/applying/articles/some-colleges-are-requiring-test-scores-again-what-it-means-for-applicants>
16. Jaschik, S. (2018, April 27). Making the Case for Test Optional. Retrieved September 5, 2019, from Inside Higher Ed: <https://www.insidehighered.com/news/2018/04/27/large-study-finds-colleges-go-test-optional-become-more-diverse-and-maintain>
17. Posse Institute analysis of 44 partner institutions that provided SAT 25th and 75th percentile scores, using College Results Online databank tool, The Education Trust, 2022. [www.collegeresults.org](http://www.collegeresults.org)
18. National Student Clearinghouse Research Center. (2025, September 17). High School Benchmarks: 2. Outcomes Across High School Characteristics. Retrieved November 21, 2025, from NSC Research Center: <https://nscresearchcenter.org/high-school-benchmarks/>
19. Ampadu, O., Hanak, K., and Moore, C. (2025, August). Revenues and Expenditures for Public Elementary and Secondary School Districts: School Year 2022-23 (Fiscal Year 2023). Retrieved November 21, 2025, from National Center for Education Statistics: <https://ies.ed.gov/nces/2025/08>; Morgan, I. (2022, December). Equal Is Not Good Enough: An Analysis of School Funding Equity Across the U.S. and Within Each State. Retrieved November 21, 2025, from The Education Trust: <https://edtrust.org/wp-content/uploads/2014/09/Equal-Is-Not-Good-Enough-December-2022.pdf>
20. Kirabo Jackson, C., Johnson, R.C., and Persico, C. (2016, February). *The Effects of School Spending on Educational and Economic Outcomes: Evidence from School Finance Reforms*. The Quarterly Journal of Economics, 131 (1), 157-218.; Kirabo Jackson, C., Wigger, C., and Xiong, H. (2019, August). *Do School Spending Cuts Matter? Evidence from The Great Recession*. National Bureau of Economic Research Working Paper No. 24203.; Learning Policy Institute. (2025). How Money Matters: Education Funding and Student Outcomes [Fact sheet]. Retrieved November 21, 2025, from Learning Policy Institute: <https://learningpolicyinstitute.org/product/how-money-matters-factsheet>
21. In 2020, the six-year graduation rate for private, non-profit colleges and universities was 68%. National Center for Education Statistics. (2022, May). Undergraduate Retention and Graduation Rates. Retrieved December 12, 2025, from National Center for Education Statistics: <https://nces.ed.gov/programs/coe/indicator/ctr/undergrad-retention-graduation>
22. National Center for Education Statistics. (2024). Graduate Degree Fields. *Condition of Education*. U.S. Department of Education, Institute of Education Sciences. Retrieved December 12, 2025, from National Center for Education Statistics: <https://nces.ed.gov/programs/coe/indicator/ctb/graduate-degree-fields>; U.S. Census Bureau. (2022, February 24). A Higher Degree. Retrieved December 12, 2025, from U.S. Census Bureau: <https://www.census.gov/library/visualizations/2022/comm/a-higher-degree.html>; Claybourn, C. (2023, January 12). 3 Ways Graduate School Pays Off. Retrieved December 12, 2025, from U.S. News & World Report: <https://www.usnews.com/education/best-graduate-schools/articles/3-ways-graduate-school-pays-off>
23. National Center for Education Statistics. (2024). Employment and Unemployment Rates by Educational Attainment. *Condition of Education*. U.S. Department of Education, Institute of Education Sciences. Retrieved December 12, 2025, from National Center for Education Statistics: <https://nces.ed.gov/programs/coe/indicator/cbc/employment-unemployment-rates>; National Center for Education Statistics. (2024). Annual Earnings by Educational Attainment. *Condition of Education*. U.S. Department of Education, Institute of Education Sciences. Retrieved December 12, 2025, from National Center for Education Statistics: <https://nces.ed.gov/programs/coe/indicator/cba/annual-earnings>; U.S. Bureau of Labor Statistics. (2025, August 28). Employment Projections: Earnings and Unemployment Rates by Educational Attainment, 2024. Retrieved December 12, 2025, from U.S. Bureau of Labor Statistics: <https://www.bls.gov/emp/chart-unemployment-earnings-education.htm>
24. Cataldi, E.F., Bennett, C.T., & Chen, X. (2018, February). First-Generation Students: College Access, Persistence, and Postbachelor's Outcomes. Retrieved September 9, 2019, from National Center for Education Statistics: <https://nces.ed.gov/pubs2018/2018421.pdf>
25. Lin, L., Menasce Horowitz, J., and Fry, R. (2024, December 10). Most Americans Feel Good About Their Job Security But Not Their Pay. *1. Job Satisfaction*. Retrieved December 12, 2025, from Pew Research Center: <https://www.pewresearch.org/social-trends/2024/12/10/job-satisfaction/>
26. Lin, L., Menasce Horowitz, J., and Fry, R. (2024, December 10). Most Americans Feel Good About Their Job Security But Not Their Pay. Retrieved December 12, 2025, from Pew Research Center: <https://www.pewresearch.org/social-trends/2024/12/10/most-americans-feel-good-about-their-job-security-but-not-their-pay/>
27. U.S. Bureau of Labor Statistics. (2025, August 28). Employment Projections: Employment in STEM Occupations. Retrieved December 12, 2025, from U.S. Bureau of Labor Statistics: <https://www.bls.gov/emp/tables/stem-employment.htm>
28. Brenan, M. (2025, January 23). New Low in U.S. 'Very Satisfied' With Personal Life. Retrieved December 12, 2025, from Gallup: <https://news.gallup.com/poll/655493/new-low-satisfied-personal-life.aspx> (see topline for combined satisfied + very satisfied)



“When institutions define merit expansively and assess talent holistically, they uncover exceptional individuals who might otherwise be overlooked. Posse’s model proves that broadening the definition of merit doesn’t dilute excellence—it reveals it.”

**DEBORAH BIAL**  
President + Founder  
The Posse Foundation

# CONTACT POSSE

## NATIONAL OFFICE

14 Wall Street, Suite 8A-60  
New York, NY 10005  
Tel: (212) 405-1691  
Fax: (212) 405-1697  
info@possefoundation.org

## POSSE ATLANTA

101 Marietta Street, N.W., Suite 1040  
Atlanta, GA 30303  
Tel: (404) 751-3340  
Fax: (404) 751-3349  
atlanta@possefoundation.org

## POSSE BAY AREA

101 Montgomery Street, Suite 2250  
San Francisco, CA 94104  
Tel: (415) 477-5444  
Fax: (415) 835-3782  
bayarea@possefoundation.org

## POSSE BOSTON

77 Summer Street, 7th Floor  
Boston, MA 02110  
Tel: (617) 523-4478  
Fax: (617) 523-4468  
boston@possefoundation.org

## POSSE CHICAGO

111 West Jackson Boulevard, Suite 1100  
Chicago, IL 60604  
Tel: (312) 566-9790  
Fax: (312) 566-9796  
chicago@possefoundation.org

## POSSE D.C.

1319 F Street, N.W., Suite 604  
Washington, DC 20004  
Tel: (202) 347-7071  
Fax: (202) 347-7480  
dc@possefoundation.org

## POSSE HOUSTON

2777 Allen Parkway, Suite 850  
Houston, TX 77019  
Tel: (832) 397-5399  
Fax: (832) 397-5398  
houston@possefoundation.org

## POSSE LOS ANGELES

515 South Figueroa Street, Suite 300  
Los Angeles, CA 90071  
Tel: (213) 239-9590  
Fax: (213) 622-0978  
losangeles@possefoundation.org

## POSSE MIAMI

One Downtown  
1 SE 3rd Avenue, Suite 2400  
Miami, FL 33131  
Tel: (305) 377-3990  
Fax: (305) 377-3999  
miami@possefoundation.org

## POSSE NEW ORLEANS

1555 Poydras Street, Suite 470  
New Orleans, LA 70112  
Tel: (504) 208-5595  
Fax: (504) 910-9967  
neworleans@possefoundation.org

## POSSE NEW YORK

14 Wall Street, Suite 8A-60  
New York, NY 10005  
Tel: (212) 405-1691  
Fax: (212) 405-1698  
newyork@possefoundation.org

## POSSE PUERTO RICO

14 Wall Street, Suite 8A-60  
New York, NY 10005  
Tel: (212) 405-1691  
Fax: (212) 405-1698  
puertorico@possefoundation.org

## POSSE ARTS PROGRAM

14 Wall Street, Suite 8A-60  
New York, NY 10005  
Tel: (212) 405-1691  
Fax: (212) 405-1697  
arts@possefoundation.org

## POSSE VIRTUAL PROGRAM

14 Wall Street, Suite 8A-60  
New York, NY 10005  
Tel: (212) 405-1691  
Fax: (212) 405-1697  
virtual@possefoundation.org

## VISIT US ON THE WEB

www.possefoundation.org  possefoundation  @possefoundation  the posse foundation